

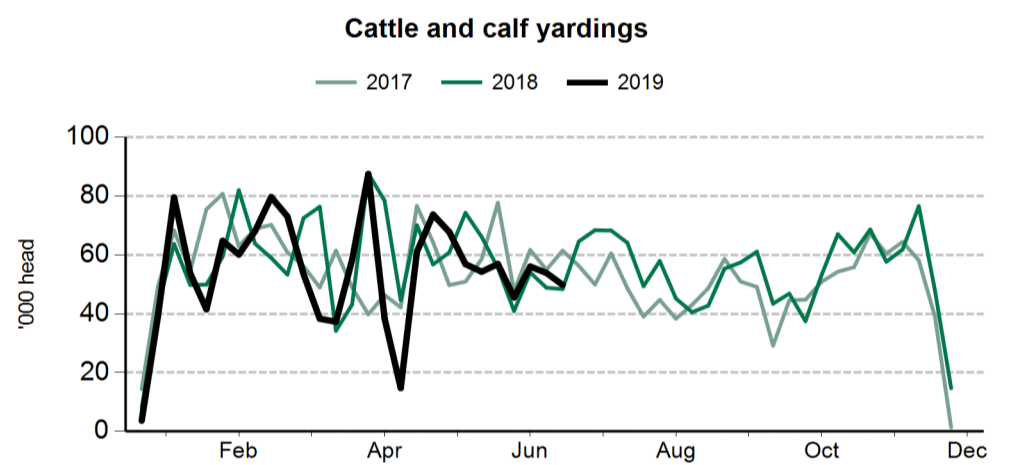
The following weekly statistical summary includes the following information:

- **Livestock movements**.....pages 1-2
 - Cattle yardings
 - Sheep yardings
 - Cattle slaughter
 - Sheep, lamb and goat slaughter
- **Cattle price indicators**.....pages 3-4
 - Saleyard indicators
 - Over-the-hook indicators
 - Live export indicators
- **Sheep and lamb indicators**.....pages 5-6
 - Saleyard indicators
 - Over-the-hook indicators
 - Live export indicators
- **General statistics**.....page 7
 - Over-the-hook goat indicators
 - Skin price indicators
 - Weekly US imported beef indicators

Cattle movements

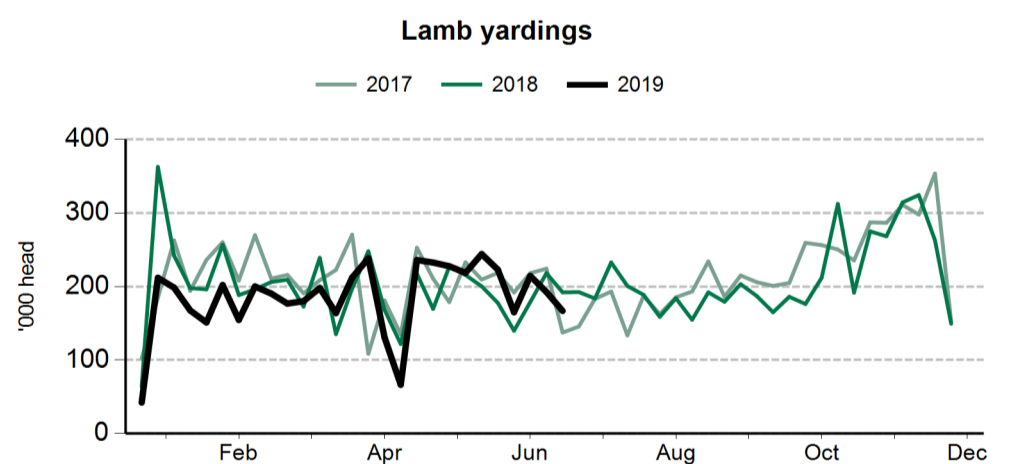
Cattle saleyard throughput		5 Jul 2019	28 Jun 2019	6 Jul 2018
Queensland	Cattle	18,080	22,242	15,346
NSW	Cattle	20,828	21,545	21,209
Victoria	Cattle	7,656	7,282	8,067
SA	Cattle	1,354	1,354	1,956
WA	Cattle	1,825	1,346	1,700
Tasmania	Cattle	90	108	113

Cattle slaughter		5 Jul 2019	28 Jun 2019	6 Jul 2018
Queensland	Cattle	79,553	80,525	77,790
	Calves	174	252	213
NSW	Cattle	35,554	36,058	33,377
	Calves	2,177	2,239	1,442
Victoria	Cattle	26,906	32,691	23,639
	Calves	4,672	5,194	2,625
SA	Cattle	6,023	6,006	3,852
	Calves	4	11	16
Tasmania	Cattle	4,935	5,074	4,914
	Calves	98	61	49



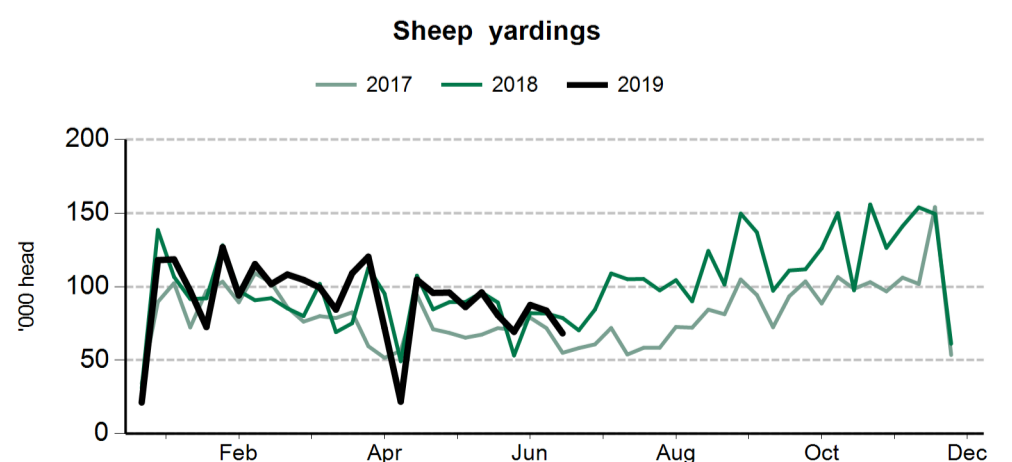
Smallstock movements

Sheep and lamb saleyard throughput		5 Jul 2019	28 Jun 2019	6 Jul 2018
NSW	Lambs	114,755	119,458	120,219
	Sheep	45,955	57,831	53,025
Victoria	Lambs	32,773	49,236	53,625
	Sheep	11,954	17,829	17,973
SA	Lambs	10,628	14,810	11,964
	Sheep	4,745	3,008	3,771
WA	Lambs	7,691	7,700	5,100
	Sheep	4,900	4,078	3,598
Tasmania	Lambs	1,030	1,450	1,175
	Sheep	760	1,000	400



Sheep and lamb slaughter		5 Jul 2019	28 Jun 2019	6 Jul 2018
NSW/Queensland*	Lambs	103,465	91,798	129,273
	Sheep	49,875	48,500	35,944
Victoria	Lambs	159,884	173,091	193,038
	Sheep	34,190	31,376	45,073
SA	Lambs	28,761	31,035	41,905
	Sheep	6,327	7,793	11,857
Tasmania	Lambs	5,551	5,718	8,565
	Sheep	1,709	2,844	2,020

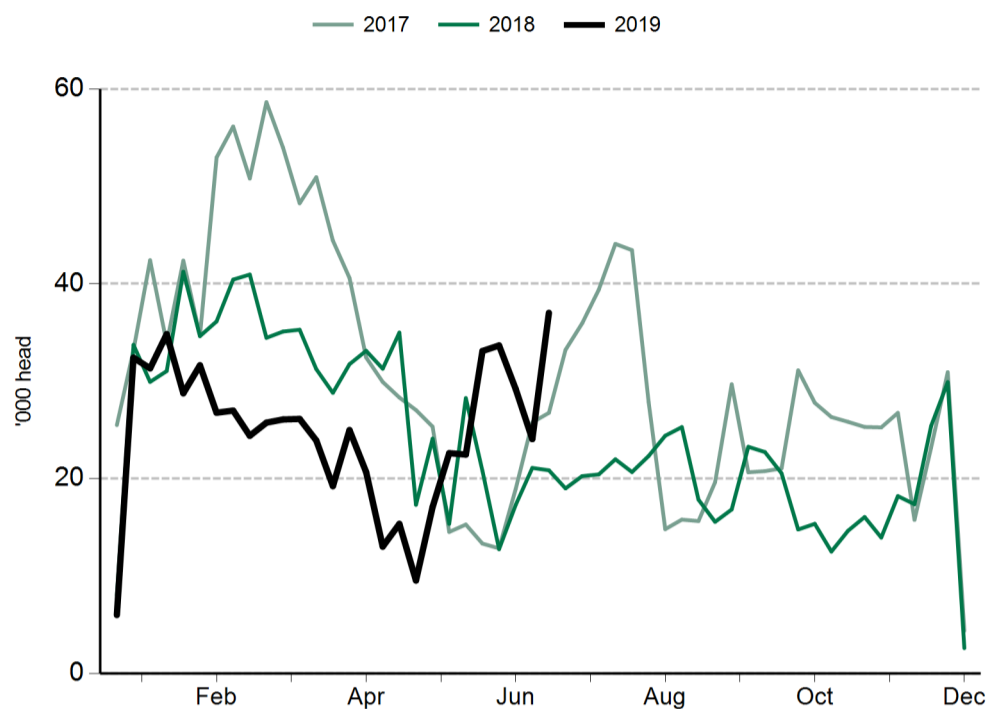
*Due to the number of contributors, weekly Queensland and NSW lamb, sheep and goat slaughter has been combined.



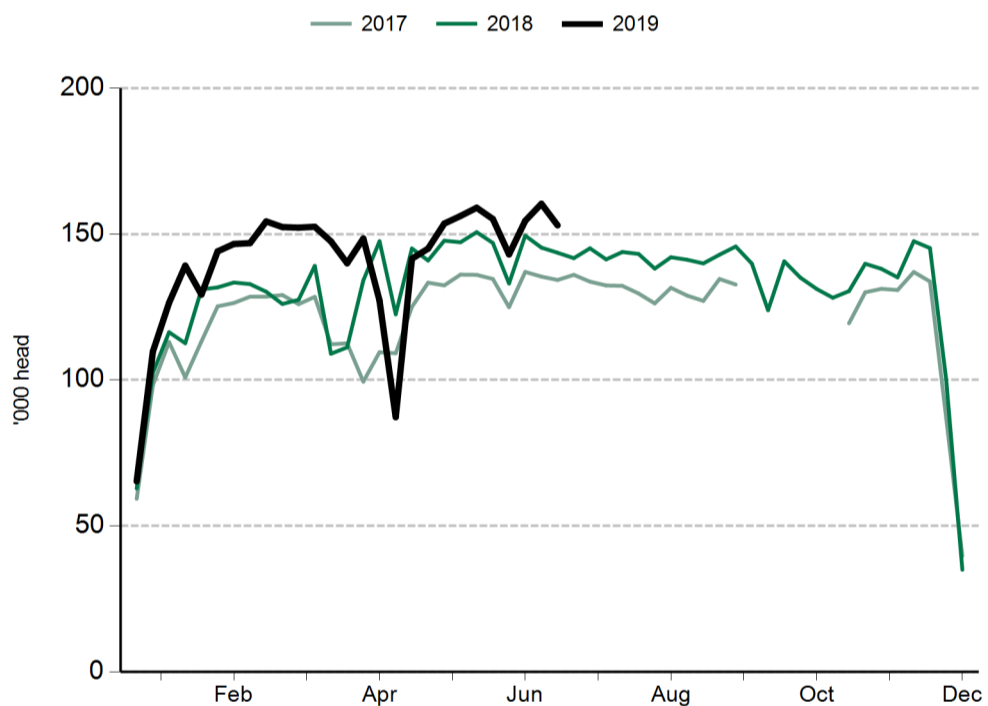
Goat slaughter		5 Jul 2019	28 Jun 2019	6 Jul 2018
NSW/Queensland*	Goats	12,408	1,614	11,373
Victoria	Goats	16,459	16,420	7,339
SA	Goats	8,151	6,020	2,131
Tasmania	Goats	nq	nq	nq

*Due to the number of contributors, weekly Queensland and NSW lamb, sheep and goat slaughter has been combined.

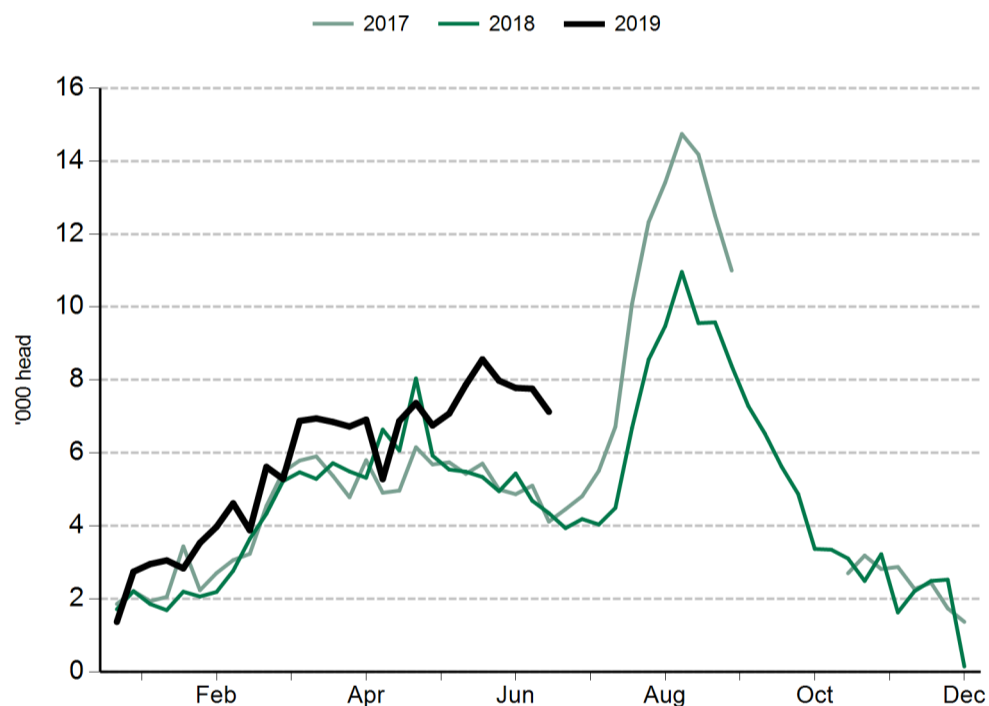
Goat slaughter



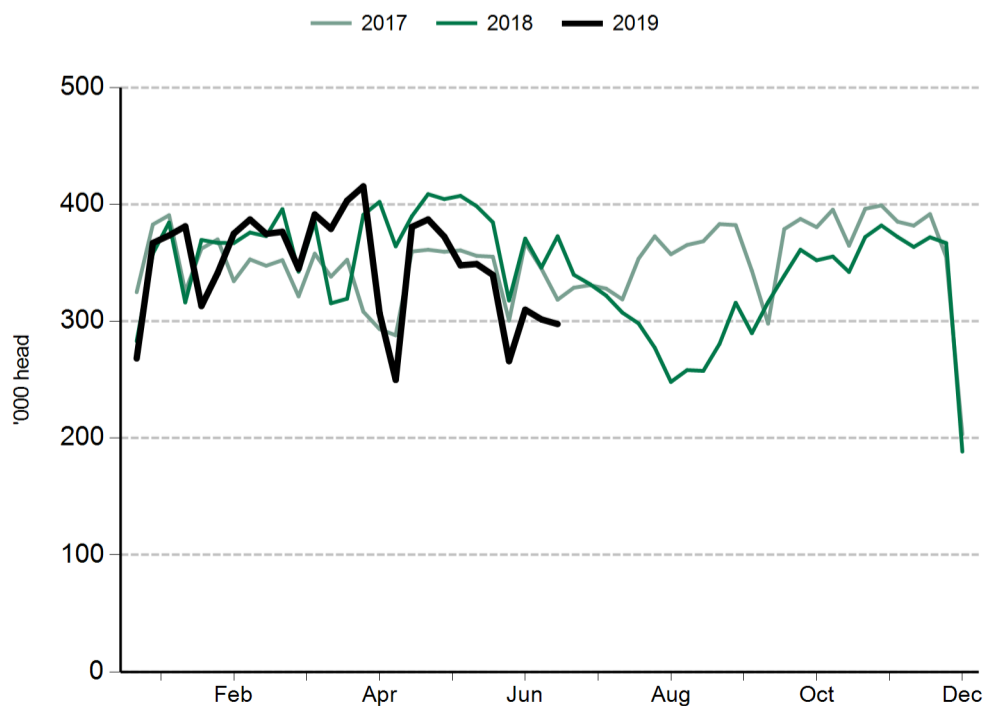
Cattle slaughter



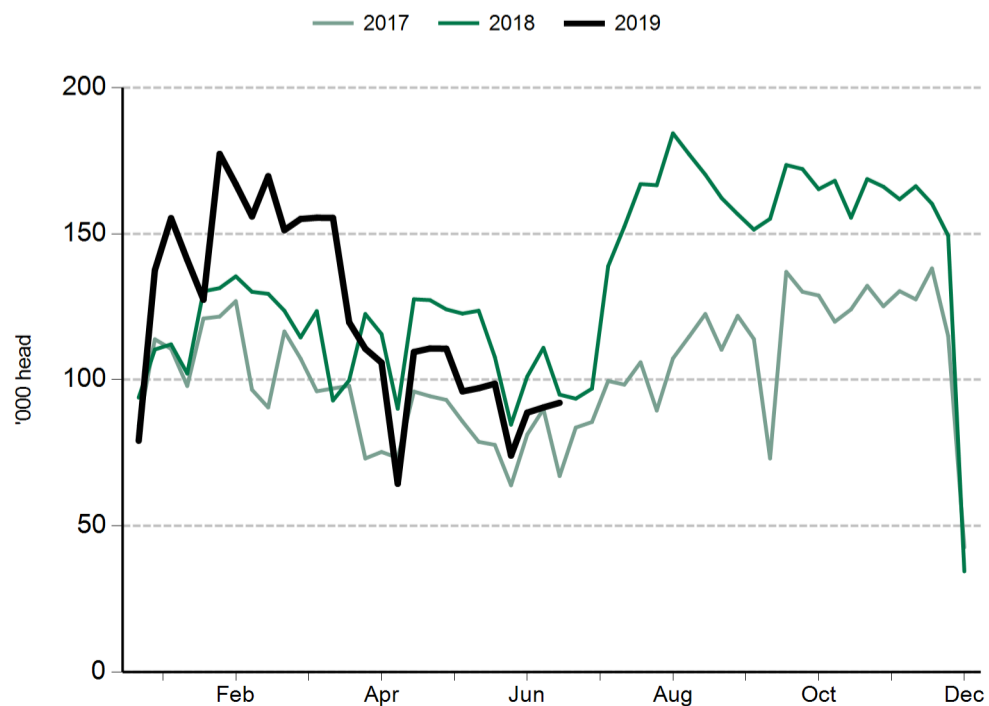
Calf slaughter



Lamb slaughter



Sheep slaughter



Cattle prices

National saleyard indicators	Live weight	Muscle/Fat	Unit	9 Jul 2019	2 Jul 2019	10 Jul 2018
Restocker Steer	200-280kg	C2	¢/kg lwt	279	262	277
Feeder Steer	330-400kg	C2	¢/kg lwt	301	289	291
Vealer Steer	280-330kg	C2	¢/kg lwt	287	270	293
			¢/kg cwt	553	522	566
Trade Steer	330-400kg	C3	¢/kg lwt	302	306	298
			¢/kg cwt	562	565	559
Medium Steer	400-500kg	C3	¢/kg lwt	293	269	279
			¢/kg cwt	549	498	525
Heavy Steer	500-600kg	C4	¢/kg lwt	306	296	288
			¢/kg cwt	558	539	522
Medium Cow	400-520kg	D3	¢/kg lwt	210	194	199
			¢/kg cwt	435	404	416
Eastern Young Cattle Indicator (EYCI)			¢/kg cwt	510.00	487.00	513.25

Eastern states OTH indicators	Carcase weight	Muscle	Unit	12 Jul 2019	5 Jul 2019	13 Jul 2018
Trade steer	240-260kg	A-C	¢/kg cwt	518	507	491
Medium steer	260-280kg	A-C	¢/kg cwt	525	515	490
Heavy steer	300-400kg	A-C	¢/kg cwt	534	524	499
Medium cow	260-280kg	A-E	¢/kg cwt	411	400	384
MSA trade steer	240-260kg	A-C	¢/kg cwt	555	544	505

Feeder cattle indicators - paddock sales	Unit	5 Jul 2019	28 Jun 2019	6 Jul 2018
Domestic	Unit			
Steers 280-350kg	¢/kg lwt	283	283	281
Heifers 280-350kg	¢/kg lwt	264	264	268
Export	Unit			
Shortfed 100-120 DOF	¢/kg lwt	309	308	295
Mediumfed 120-220 DOF	¢/kg lwt	333	333	333
Longfed 220+ DOF	¢/kg lwt	335	335	325

State saleyard indicators				Queensland			NSW			Victoria			SA			Tasmania		
Category	Live weight	Muscle/Fat	Unit	9 Jul 2019	2 Jul 2019	10 Jul 2018	9 Jul 2019	2 Jul 2019	10 Jul 2018	9 Jul 2019	2 Jul 2019	10 Jul 2018	9 Jul 2019	2 Jul 2019	10 Jul 2018	9 Jul 2019	2 Jul 2019	10 Jul 2018
Restocker Steer	200-280kg	C2	¢/kg lwt	284	266	281	258	256	268	271	nq	275	nq	nq	nq	nq	nq	nq
Feeder Steer	330-400kg	C2	¢/kg lwt	290	279	284	309	298	300	300	283	287	255	278	273	nq	nq	nq
Vealer Steer	280-330kg	C2	¢/kg lwt	nq	256	316	283	273	294	297	270	289	281	241	263	nq	nq	nq
			¢/kg cwt	nq	493	608	540	523	570	560	497	542	561	512	519	nq	nq	nq
Trade Steer	330-400kg	C3	¢/kg lwt	264	271	265	305	302	302	308	319	297	307	306	261	nq	nq	nq
			¢/kg cwt	481	492	482	566	558	564	571	582	549	606	582	522	nq	nq	nq
Medium Steer	400-500kg	C3	¢/kg lwt	254	265	257	293	267	283	303	305	290	298	nq	275	nq	nq	nq
			¢/kg cwt	461	482	483	547	506	536	571	575	551	573	nq	507	nq	nq	nq
Heavy Steer	500-600kg	C4	¢/kg lwt	295	290	282	294	299	299	323	310	301	nq	nq	nq	nq	nq	nq
			¢/kg cwt	528	522	507	546	545	554	599	574	559	nq	nq	nq	nq	nq	nq
Medium Cow	400-520kg	D3	¢/kg lwt	209	182	194	207	198	202	233	216	201	nq	nq	nq	241	218	nq
			¢/kg cwt	429	377	402	433	418	428	478	445	405	nq	nq	nq	497	448	nq

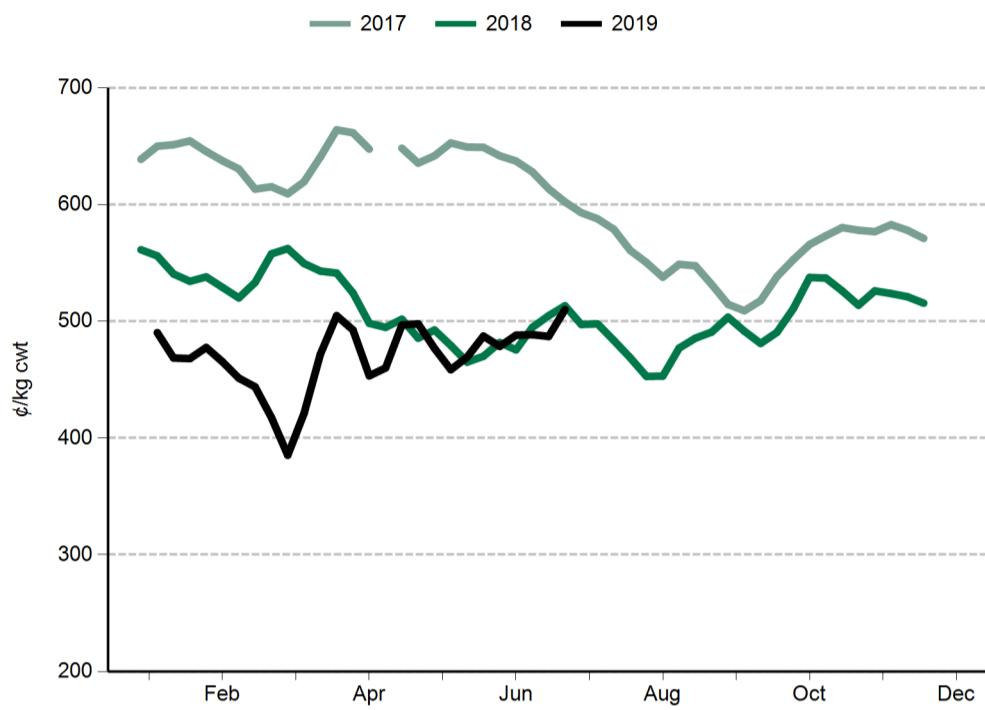
State over-the-hooks indicators				Queensland			NSW			Victoria			SA			Tasmania		
Category	Carcase weight	Muscle	Unit	12 Jul 2019	5 Jul 2019	13 Jul 2018	12 Jul 2019	5 Jul 2019	13 Jul 2018	12 Jul 2019	5 Jul 2019	13 Jul 2018	12 Jul 2019	5 Jul 2019	13 Jul 2018	12 Jul 2019	5 Jul 2019	13 Jul 2018
Trade steer	240-260kg	A-C	¢/kg cwt	523	515	475	520	513	499	549	533	523	nq	nq	nq	478	468	468
Medium steer	260-280kg	A-C	¢/kg cwt	517	510	473	517	510	489	540	524	507	nq	nq	nq	nq	nq	nq
Heavy steer	300-400kg	A-C	¢/kg cwt	528	520	484	527	520	499	546	530	514	nq	nq	nq	nq	nq	nq
Medium cow	260-280kg	A-E	¢/kg cwt	396	388	395	405	397	374	420	395	384	443	427	387	393	393	380
MSA trade steer	240-260kg	A-C	¢/kg cwt	544	540	493	566	548	516	nq	nq	nq	nq	nq	nq	nq	nq	nq

WA saleyard indicators	Unit	9 Jul 2019	2 Jul 2019	10 Jul 2018
WYCI	¢/kg cwt	533	509	543
Medium Steer	¢/kg lwt	278	240	286
Medium Cow	¢/kg lwt	235	211	202

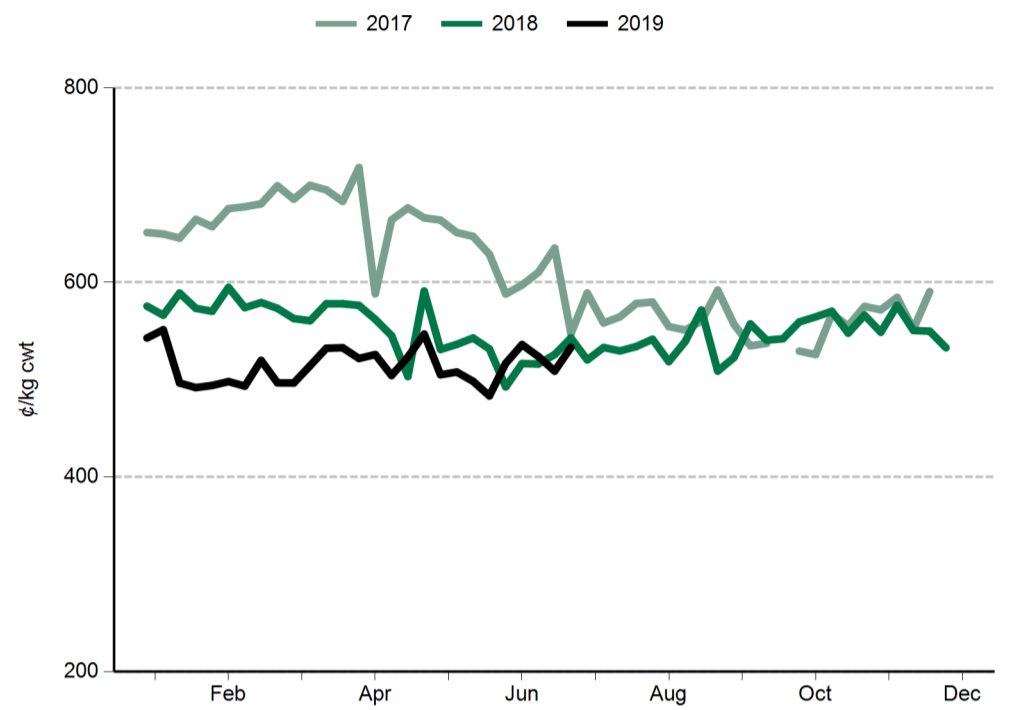
WA over-the-hooks indicators	Unit	12 Jul 2019	5 Jul 2019	13 Jul 2018
Grassfed yearling	¢/kg cwt	550	540	520
Grainfed yearling	¢/kg cwt	560	560	530
MSA yearling	¢/kg cwt	580	580	555

Live Export Price Quotes			Unit	5 Jul 2019	28 Jun 2019	6 Jul 2018
Light Steer	260 - 360 kg	Townsville	¢/kg lwt	265	265	255
	260 - 360 kg	Darwin	¢/kg lwt	290	290	285
Light Heifer	260 - 360 kg	Townsville	¢/kg lwt	225	225	220
	260 - 360 kg	Darwin	¢/kg lwt	255	255	240

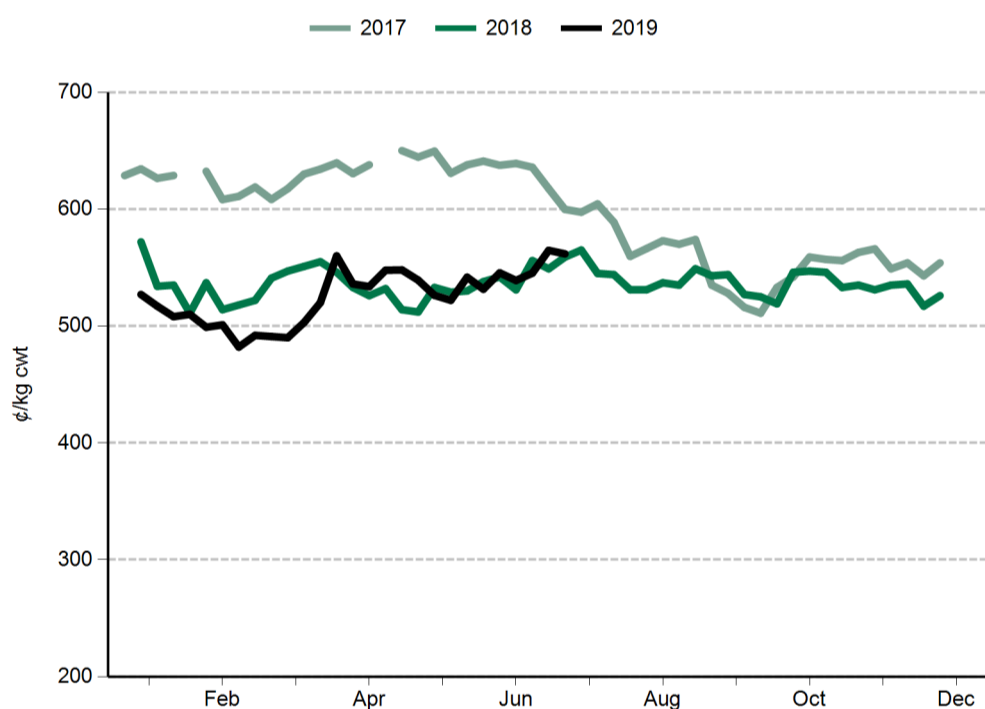
Eastern Young Cattle Indicator (EYCI)



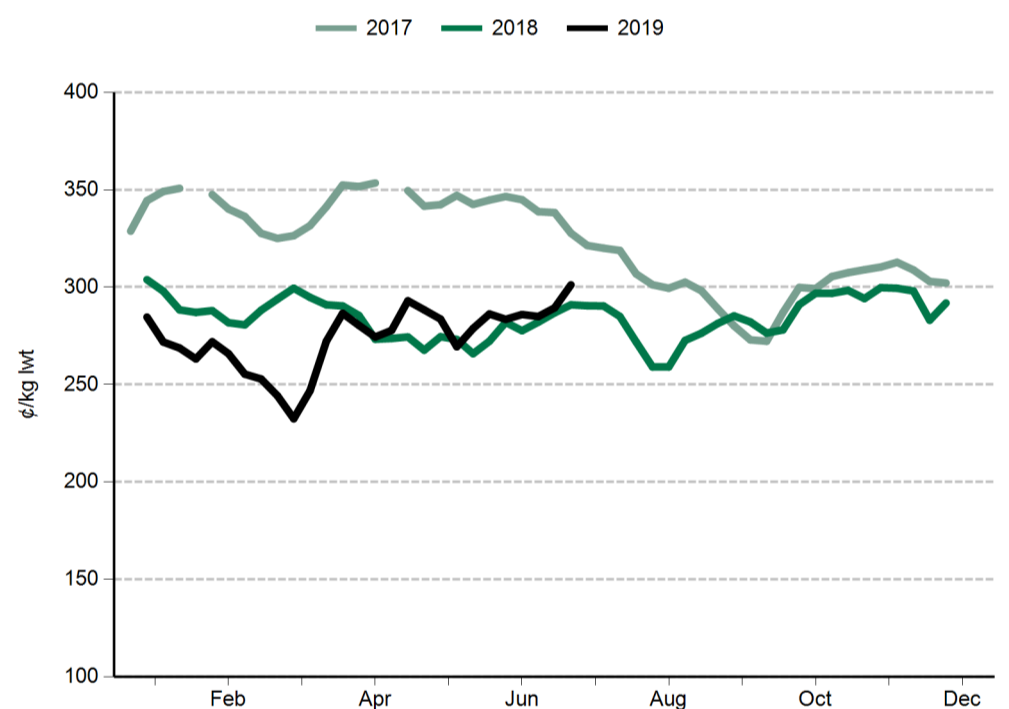
Western Young Cattle Indicator (WYCI)



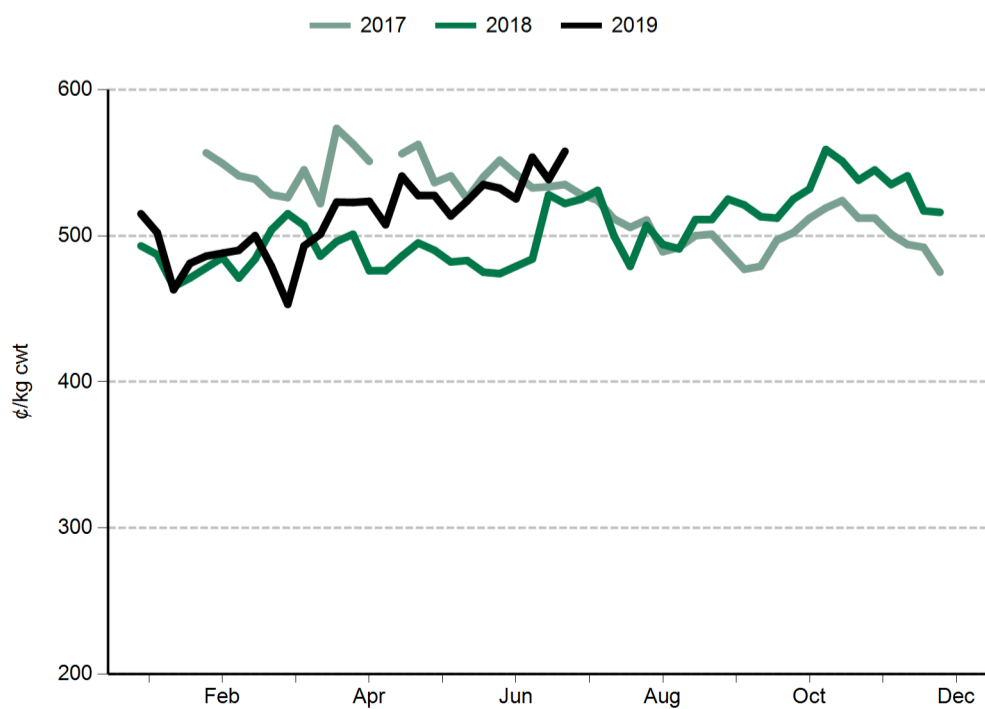
Trade steer



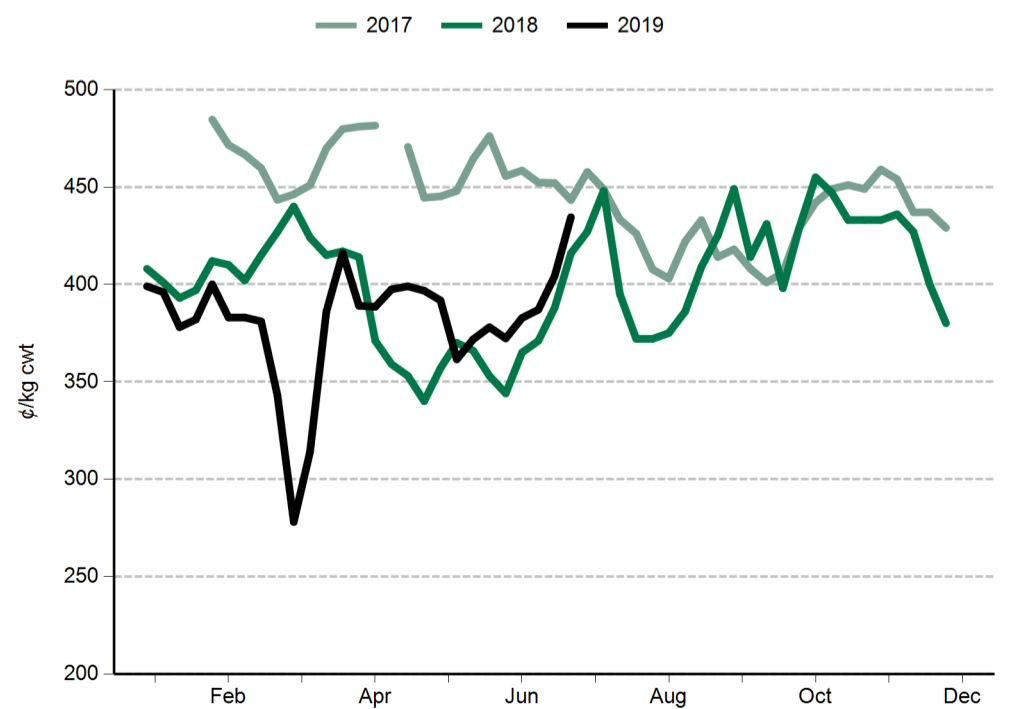
Feeder steer



Heavy steer



Medium cow



Sheep and lamb prices

Eastern States Trade Lamb Indicator (¢/kg cwt)	9 Jul 2019	2 Jul 2019	10 Jul 2018
ESTLI	924	900	712

National saleyard sheep and lamb indicators (¢/kg cwt)		9 Jul 2019	2 Jul 2019	10 Jul 2018
Merino lamb	16-22kg	849	822	652
Restocker/feeder lamb	0-18kg	848	848	629
Light lamb	12-18kg	845	809	666
Trade lamb	18-22kg	913	893	710
Heavy lamb	22+kg	961	944	737
Mutton	18-24kg	591	584	511

National OTH sheep and lamb indicators (¢/kg cwt)		12 Jul 2019	5 Jul 2019	13 Jul 2018
Medium trade lamb	18-20kg	830	820	680
Heavy trade lamb	20-22kg	830	820	680
Heavy lamb	22-24kg	838	827	681
Mutton	18-24kg	539	535	484

State saleyard sheep and lamb indicators (¢/kg cwt)		Victoria			NSW			SA			WA			Tasmania		
		9 Jul 2019	2 Jul 2019	10 Jul 2018	9 Jul 2019	2 Jul 2019	10 Jul 2018	9 Jul 2019	2 Jul 2019	10 Jul 2018	9 Jul 2019	2 Jul 2019	10 Jul 2018	9 Jul 2019	2 Jul 2019	10 Jul 2018
Merino lamb	16-22kg	850	812	650	858	831	651	814	821	681	775	788	604	nq	nq	nq
Restocker/feeder lamb	0-18kg	793	812	622	906	901	620	nq	692	740	662	694	514	724	812	619
Light lamb	12-18kg	873	815	708	857	831	649	821	821	666	760	736	601	750	753	630
Trade lamb	18-22kg	898	876	746	937	913	699	834	862	718	819	811	632	819	753	642
Heavy lamb	22+kg	968	930	755	967	953	735	852	905	699	833	851	597	921	818	611
Mutton	18-24kg	632	590	535	583	585	515	585	546	428	410	448	414	604	623	532

Over-the-hooks sheep and lamb indicators (¢/kg cwt)		Victoria			NSW			SA			WA			Tasmania		
		12 Jul 2019	5 Jul 2019	13 Jul 2018	12 Jul 2019	5 Jul 2019	13 Jul 2018	12 Jul 2019	5 Jul 2019	13 Jul 2018	12 Jul 2019	5 Jul 2019	13 Jul 2018	12 Jul 2019	5 Jul 2019	13 Jul 2018
Medium trade lamb	18-20kg	844	832	712	857	847	703	858	843	710	760	760	595	nq	nq	nq
Heavy trade lamb	20-22kg	844	832	712	857	847	703	858	843	710	760	760	595	nq	nq	nq
Heavy lamb	22-24kg	865	850	717	857	847	703	870	850	710	760	760	595	nq	nq	nq
Mutton	18-24kg	573	558	487	548	558	485	582	570	480	455	455	nq	nq	nq	nq

Live export price quotes (A\$/head)		9 Jul 2019	2 Jul 2019	10 Jul 2018
Live wether	Muchea	nq	nq	nq

Glossary:

cwt – carcase weight

lwt – live weight

OTH – over-the-hooks. Refers to the marketing of cattle/sheep/lambs directly from the farm to an abattoir where a producer is paid for the value of the carcase based on a sliding grid.

CIF – Cost, insurance, freight. The quoted price for the goods including freight and insurance costs delivered to final destination.

C&F – Cost and freight. Refers to the quoted price for the goods, including freight to the delivery point, but not insurance.

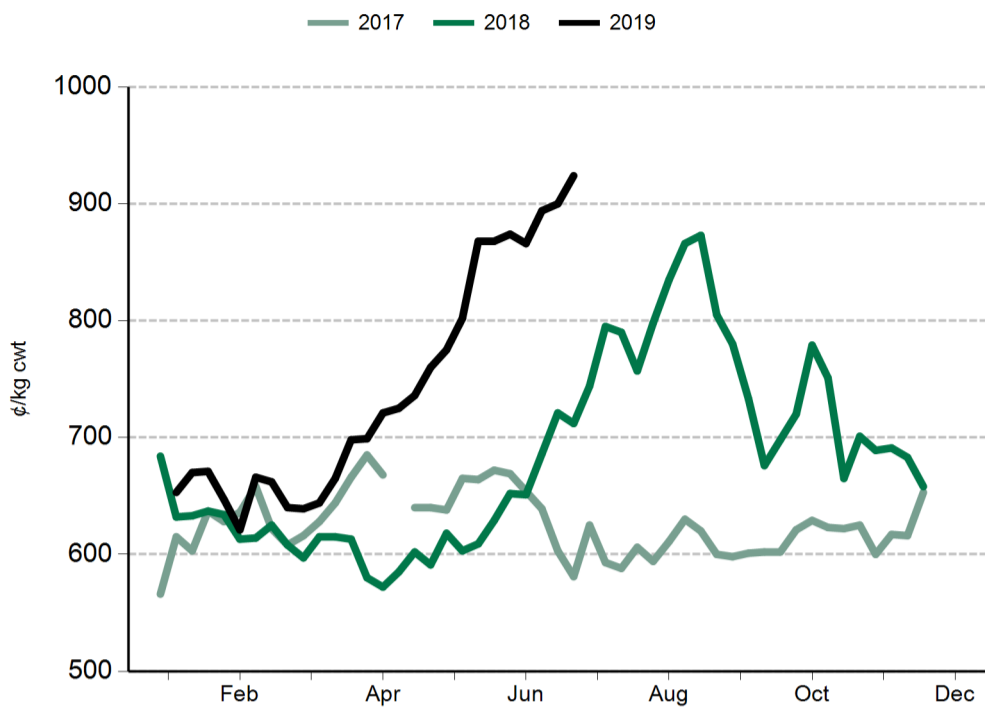
FAS – Free alongside ship. Refers to export price quotes where the seller is obliged to pay warehouse services, packing, inland freight and port charges, but not placement of goods onto the ship. The buyer is obliged to pay overseas freight, charges in foreign port, customs duties, quarantine and delivery to final destination. (See also 'FOB').

EYCI – Eastern Young Cattle Indicator. A seven day rolling average from 24 saleyards across NSW, Victoria and Queensland. It includes vealer and yearling heifers and steers, grade score C2 or C3, with live weight from 200kg.

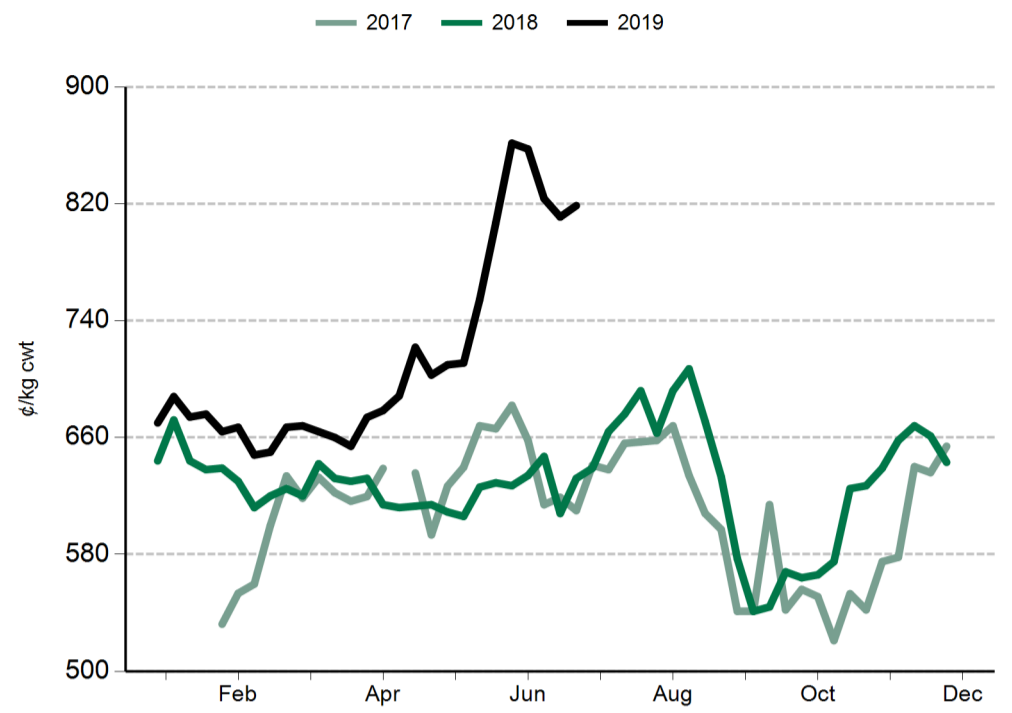
WYCI – Western Young Cattle Indicator. A benchmark of the value of young cattle in WA saleyards. It includes vealer and yearling heifers and steers, grade score C2 or C3, 180kg+ live weight.

All data is collected by MLA's NLRS, unless specified otherwise.

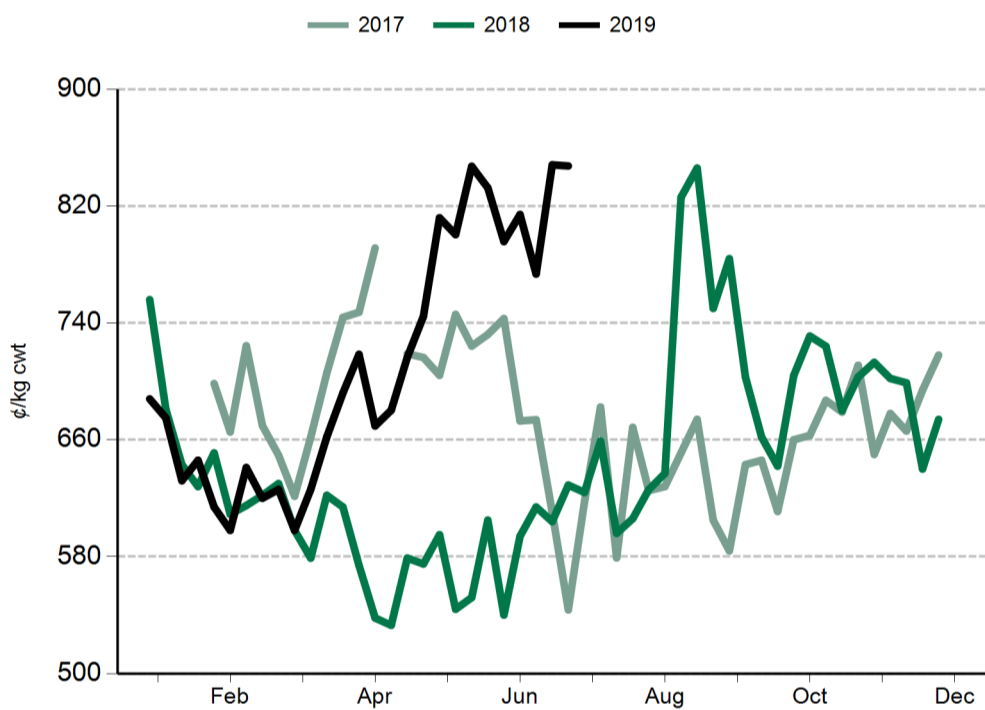
Eastern States Trade Lamb Indicator (ESTLI)



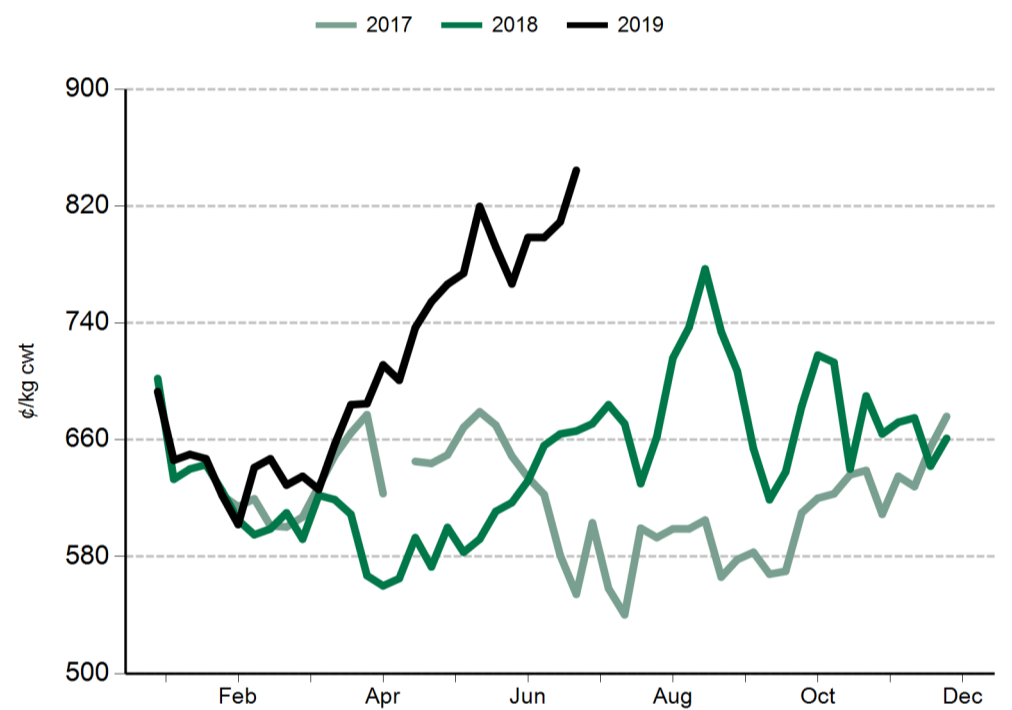
Western Trade Lamb Indicator (WTLI)



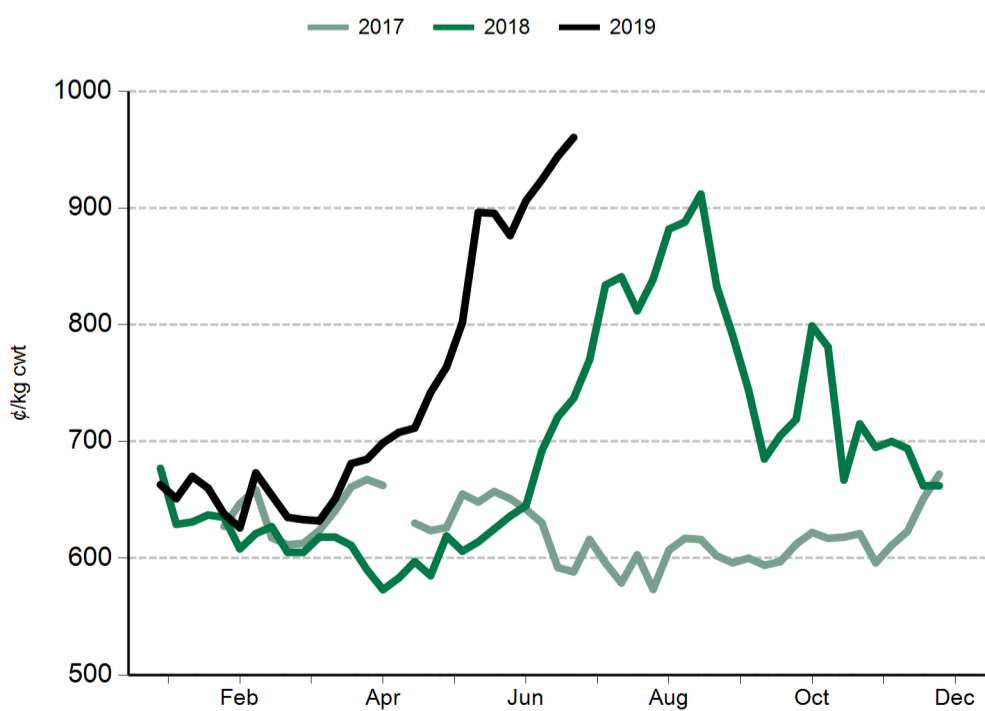
Restocker lamb



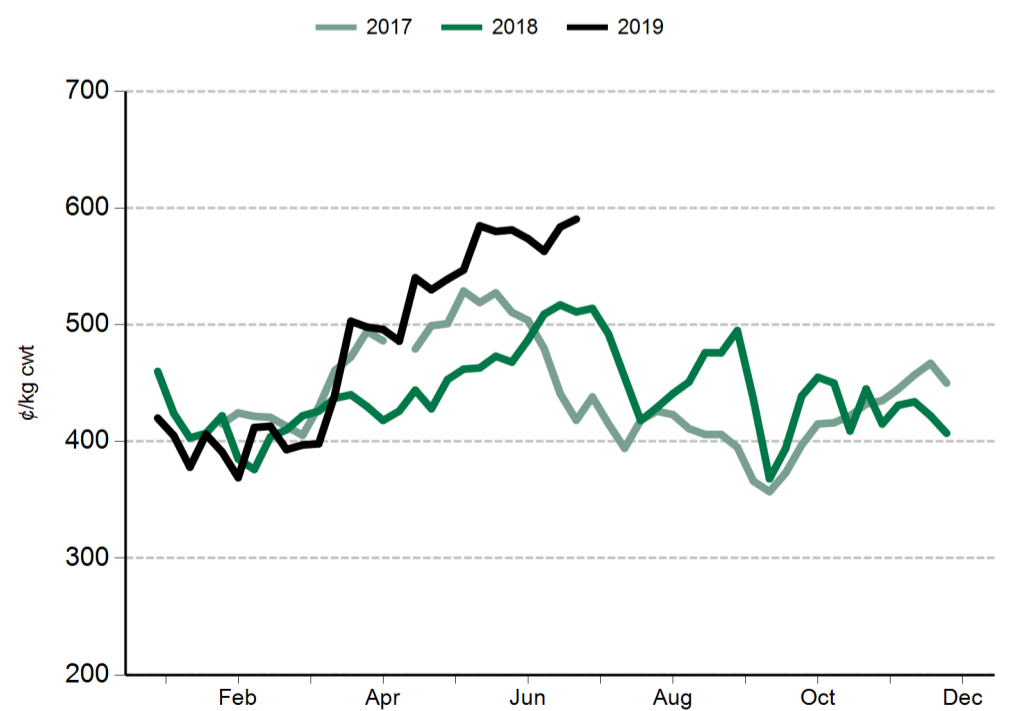
Light lamb



Heavy lamb



Mutton

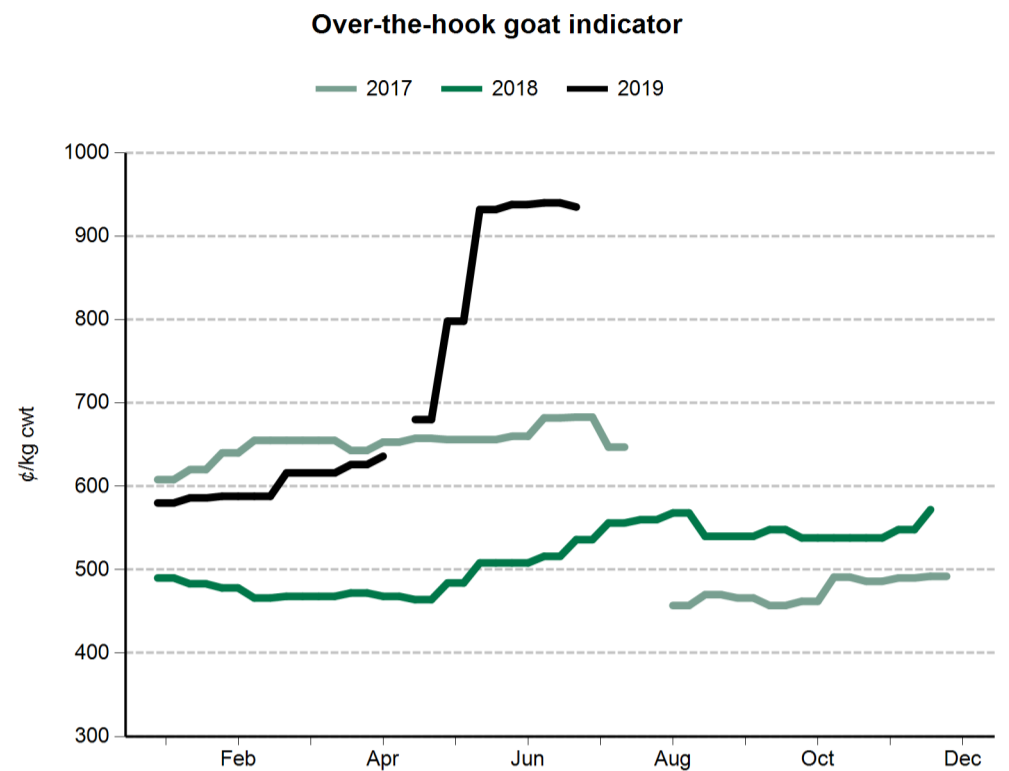


General statistics

Over-the-hooks goat indicators (A¢/kg cwt)		12 Jul 2019	28 Jun 2019	13 Jul 2018
8.1-10kg		935	940	536
10.1-12kg		935	940	536
12.1-16kg		935	940	536
16.1-20kg		935	940	536
20.1kg+		935	940	536

Skin indicators - Lambs		5 Jul 2019	28 Jun 2019	6 Jul 2018
2" +	16.1 - 20kg	300	300	488
	20.1 - 24kg	425	425	725
	24.1kg +	525	525	900
1" - 2"	16.1 - 20kg	200	200	475
	20.1 - 24kg	300	300	700
	24.1kg +	425	425	850
0.5" - 1"	16.1 - 20kg	nq	nq	275
	20.1 - 24kg	150	150	400
	24.1kg +	225	225	550
New Season	16.1 - 20kg	nq	nq	550
	20.1 - 24kg	nq	nq	850
	24.1kg +	nq	nq	1050

Skin indicators - Merino sheep (average 25 micron)		5 Jul 2019	28 Jun 2019	6 Jul 2018
1.5" - 2"	16.1 - 20kg	1000	1000	1200
	20.1 - 24kg	1163	1163	1375
	24.1kg +	1288	1288	1525



Grain prices - Darling Downs (A\$/tonne)		5 Jul 2019	28 Jun 2019	6 Jul 2018
Wheat		405	410	405
Barley		420	425	404
Sorghum		344	349	360

Grain prices - Riverina (A\$/tonne)		5 Jul 2019	28 Jun 2019	6 Jul 2018
Wheat		372	382	317
Barley		366	370	nq

Source: Profarmer Australia

PLEASE NOTE

MLA no longer reports on fodder prices, tallow prices or the EMI on a weekly basis.

These can be accessed separately through these links:

- [Fodder prices \(Dairy Australia\)](#)
- [Tallow prices \(MLA monthly co-product report\)](#)
- [EMI \(AWEX\)](#)

US imported beef prices (CIF)		5 Jul 2019	28 Jun 2019	6 Jul 2018
Bull 95CL	US¢/lb	242.0	242.0	209.5
	A¢/kg	762.2	763.5	624.7
Cow 90CL	US¢/lb	221.0	221.0	190.0
	A¢/kg	696.0	697.2	566.6
CC/CF 85CL	US¢/lb	205.0	205.0	183.5
	A¢/kg	645.7	646.8	547.2
Shank 90CL	US¢/lb	219.0	219.0	194.0
	A¢/kg	689.7	690.9	578.5
Trim 85CL	US¢/lb	203.0	203.0	182.0
	A¢/kg	639.4	640.4	542.7
Trim 80CL	US¢/lb	194.5	194.5	173.0
	A¢/kg	612.6	613.6	515.9
Trim 75CL	US¢/lb	186.0	186.0	nq
	A¢/kg	585.8	586.8	nq
Trim 65CL	US¢/lb	nq	nq	nq
	A¢/kg	nq	nq	nq
Outside flats	US¢/lb	nq	nq	nq
	A¢/kg	nq	nq	nq
Knuckles	US¢/lb	257.5	257.5	240.0
	A¢/kg	811.0	812.4	715.7
Inside cap off	US¢/lb	288.0	288.0	280.0
	A¢/kg	907.1	908.6	835.0

Source: Steiner Consulting Group

