

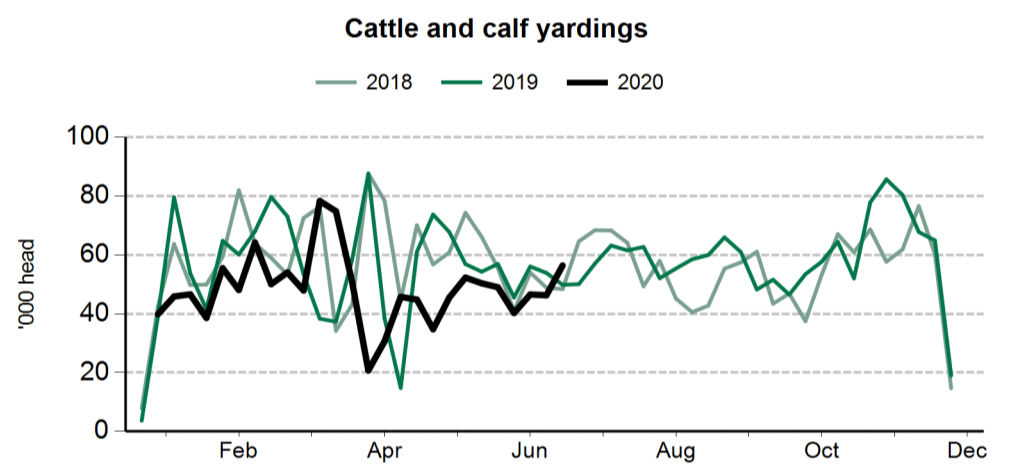
The following weekly statistical summary includes the following information:

- **Livestock movements**.....pages 1-2
 - Cattle yardings
 - Sheep yardings
 - Cattle slaughter
 - Sheep, lamb and goat slaughter
- **Cattle price indicators**.....pages 3-4
 - Saleyard indicators
 - Over-the-hook indicators
 - Live export indicators
- **Sheep and lamb indicators**.....pages 5-6
 - Saleyard indicators
 - Over-the-hook indicators
 - Live export indicators
- **General statistics**.....page 7
 - Over-the-hook goat indicators
 - Skin price indicators
 - Weekly US imported beef indicators

Cattle movements

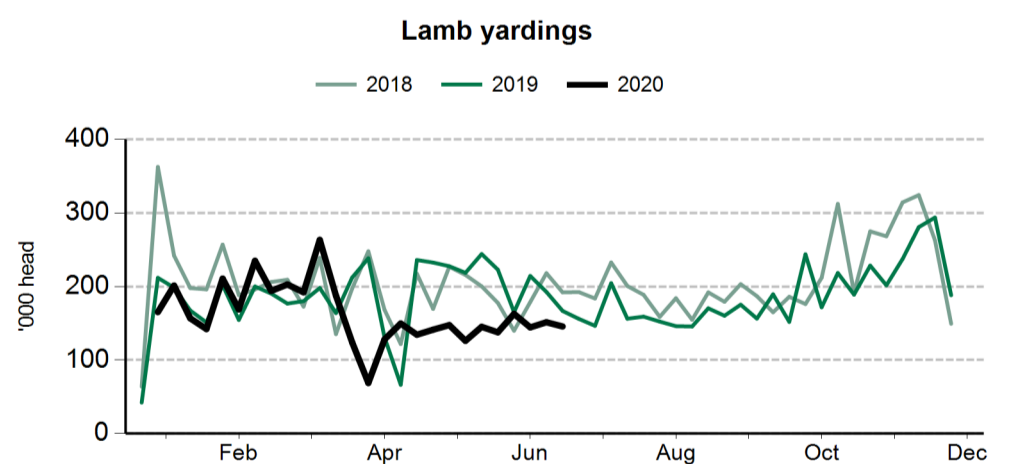
Cattle saleyard throughput		3 Jul 2020	26 Jun 2020	4 Jul 2019
Queensland	Cattle	27,001	22,745	18,080
NSW	Cattle	14,204	11,323	20,828
Victoria	Cattle	9,488	8,133	7,656
SA	Cattle	2,210	1,907	1,354
WA	Cattle	3,456	2,120	1,825
Tasmania	Cattle	55	65	90

Cattle slaughter		3 Jul 2020	26 Jun 2020	4 Jul 2019
Queensland	Cattle	64,670	59,714	79,553
	Calves	81	133	174
NSW	Cattle	30,741	30,592	35,554
	Calves	1,622	1,535	2,177
Victoria	Cattle	23,117	22,895	26,906
	Calves	3,706	4,344	4,672
SA	Cattle	3,236	3,259	4,800
	Calves	6	6	4
Tasmania	Cattle	4,902	4,931	4,935
	Calves	34	6	98

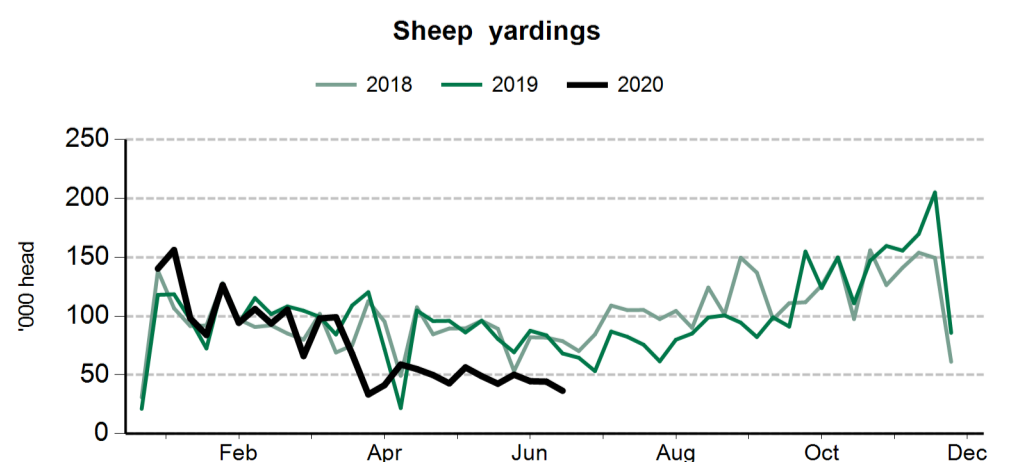


Smallstock movements

Sheep and lamb saleyard throughput		3 Jul 2020	26 Jun 2020	4 Jul 2019
NSW	Lambs	87,764	86,964	114,755
	Sheep	18,052	20,405	45,955
Victoria	Lambs	37,445	48,000	32,773
	Sheep	10,966	14,637	11,954
SA	Lambs	9,838	5,829	10,628
	Sheep	2,779	926	4,745
WA	Lambs	8,663	8,816	7,691
	Sheep	3,600	6,350	4,900
Tasmania	Lambs	1,200	1,200	1,030
	Sheep	800	1,900	760

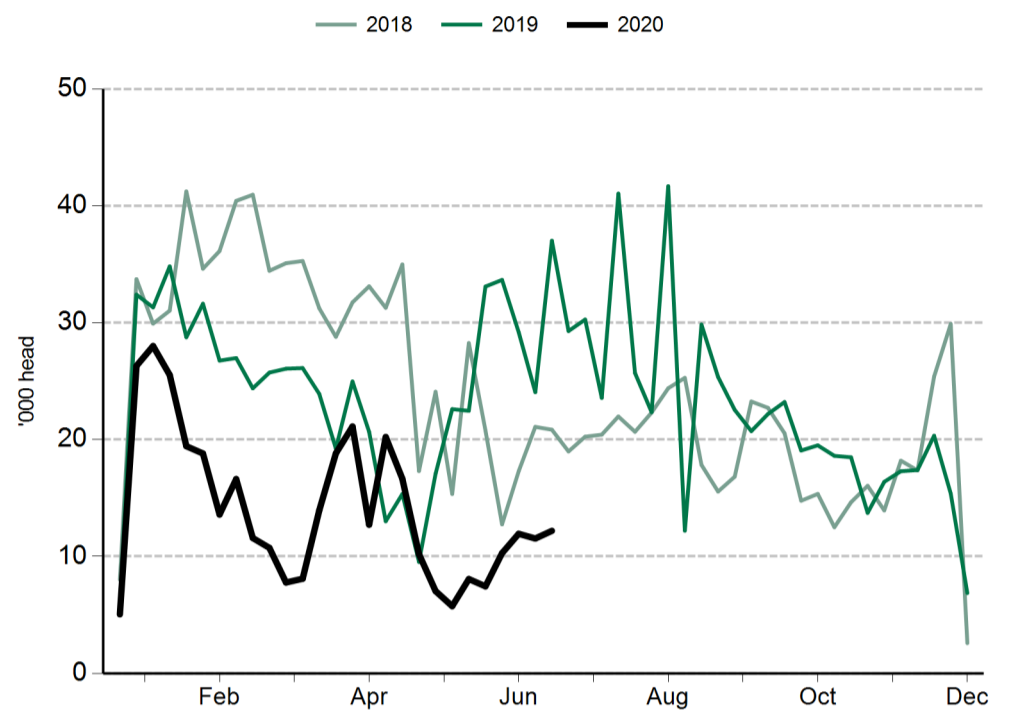


Sheep and lamb slaughter		3 Jul 2020	26 Jun 2020	4 Jul 2019
Queensland	Lambs	331	632	182
	Sheep	1,489	256	1,267
NSW	Lambs	95,975	85,993	103,283
	Sheep	16,871	19,849	48,608
Victoria	Lambs	138,162	145,622	159,884
	Sheep	28,894	21,643	34,190
SA	Lambs	39,213	39,162	28,761
	Sheep	1,745	1,740	6,327
Tasmania	Lambs	3,291	3,662	5,551
	Sheep	505	62	1,709

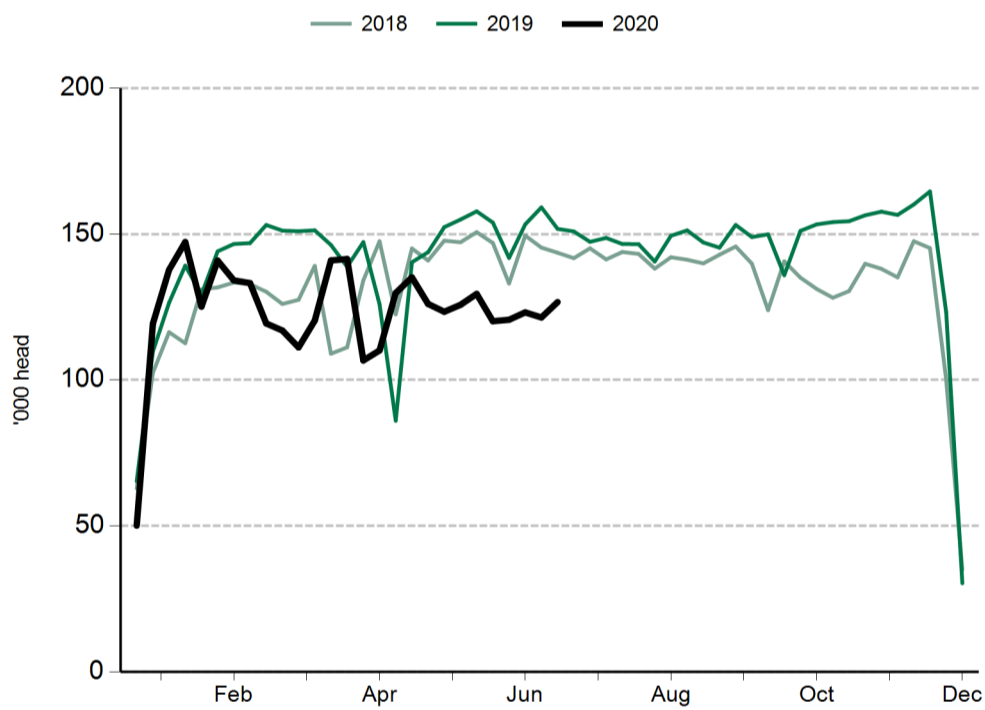


Goat slaughter		3 Jul 2020	26 Jun 2020	4 Jul 2019
Queensland	Goats	6,026	4,232	11,062
NSW	Goats	1,226	1,430	1,346
Victoria	Goats	2,280	2,516	16,459
SA	Goats	2,658	3,354	8,151
Tasmania	Goats	nq	nq	nq

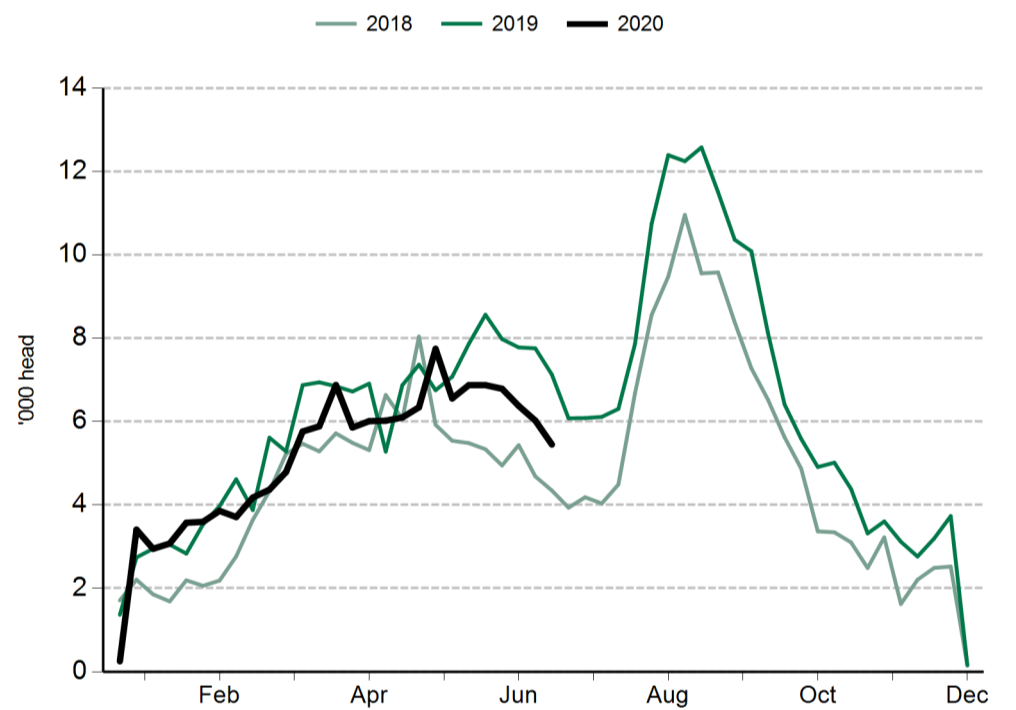
Goat slaughter



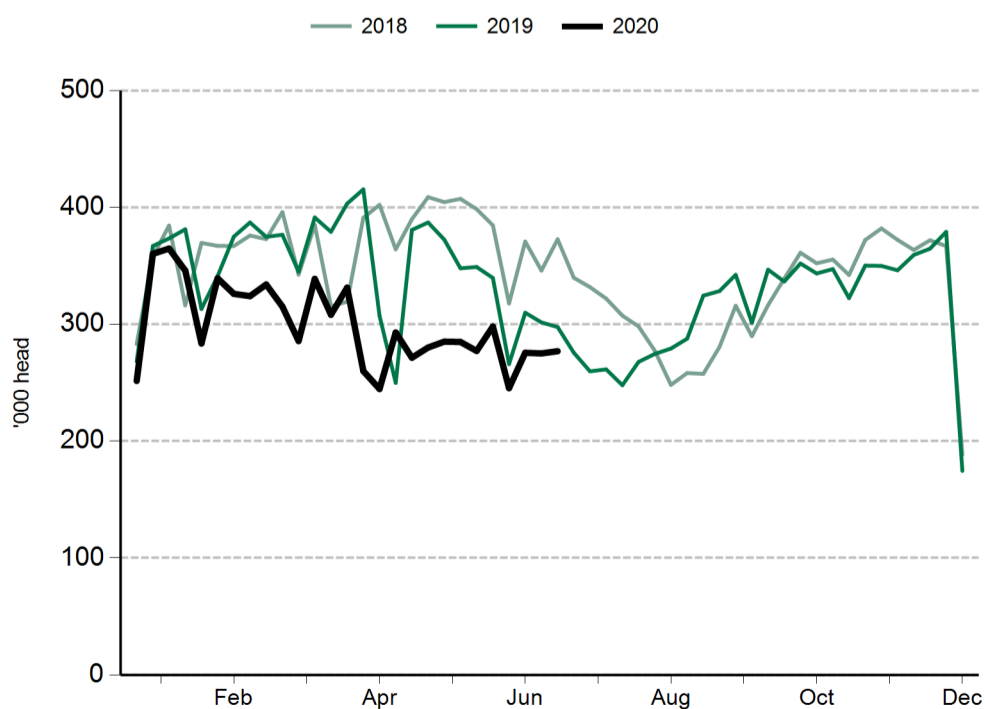
Cattle slaughter



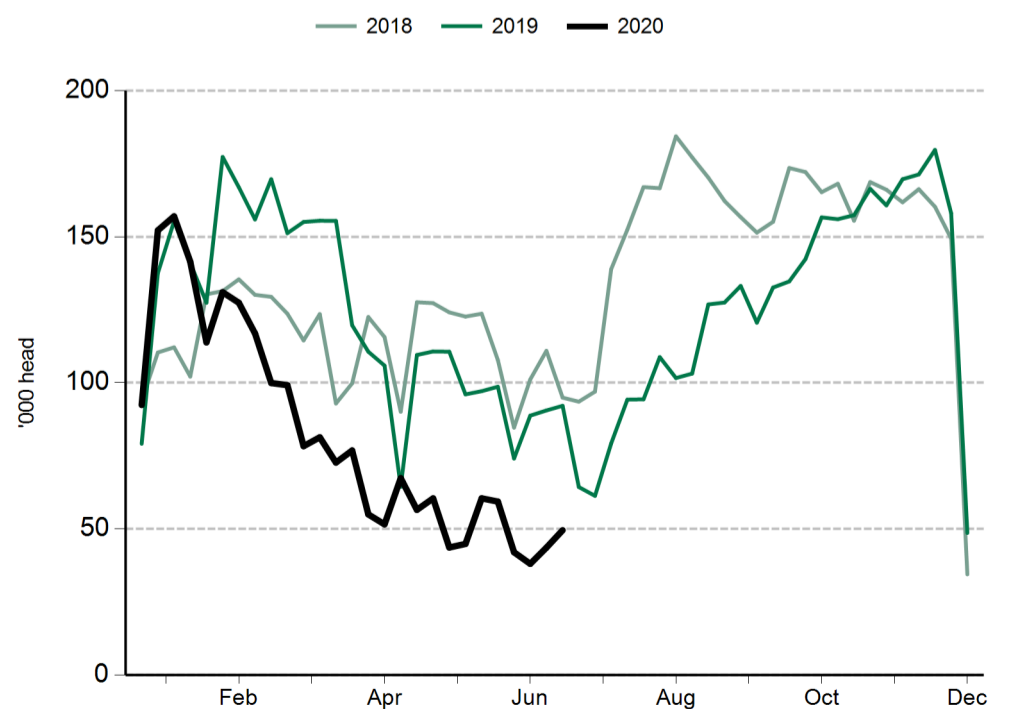
Calf slaughter



Lamb slaughter



Sheep slaughter



Cattle prices

National saleyard indicators	Live weight	Muscle/Fat	Unit	7 Jul 2020	30 Jun 2020	8 Jul 2019
Restocker Steer	200-280kg	C2	¢/kg lwt	434	433	269
Feeder Steer	330-400kg	C2	¢/kg lwt	395	393	295
Vealer Steer	280-330kg	C2	¢/kg lwt	419	416	283
			¢/kg cwt	807	792	547
Trade Steer	330-400kg	C3	¢/kg lwt	402	405	305
			¢/kg cwt	747	756	564
Medium Steer	400-500kg	C3	¢/kg lwt	367	364	281
			¢/kg cwt	685	688	526
Heavy Steer	500-600kg	C4	¢/kg lwt	366	368	299
			¢/kg cwt	667	674	543
Medium Cow	400-520kg	D3	¢/kg lwt	272	280	204
			¢/kg cwt	559	576	424
Eastern Young Cattle Indicator (EYCI)			¢/kg cwt	752.50	764.25	496.5

Eastern states OTH indicators	Carcass weight	Muscle	Unit	10 Jul 2020	3 Jul 2020	11 Jul 2019
Trade steer	240-260kg	A-C	¢/kg cwt	595	591	518
Medium steer	260-280kg	A-C	¢/kg cwt	620	614	525
Heavy steer	300-400kg	A-C	¢/kg cwt	629	623	534
Medium cow	260-280kg	A-E	¢/kg cwt	512	508	411
MSA trade steer	240-260kg	A-C	¢/kg cwt	643	637	555

Feeder cattle indicators - paddock sales	Unit	3 Jul 2020	26 Jun 2020	4 Jul 2019
Domestic				
Steers 280-350kg	¢/kg lwt	393	393	283
Heifers 280-350kg	¢/kg lwt	355	355	264
Export				
Shortfed 100-120 DOF	¢/kg lwt	358	358	309
Mediumfed 120-220 DOF	¢/kg lwt	415	415	333
Longfed 220+ DOF	¢/kg lwt	330	330	335

State saleyard indicators				Queensland			NSW			Victoria			SA			Tasmania		
Category	Live weight	Muscle/Fat	Unit	7 Jul 2020	30 Jun 2020	8 Jul 2019	7 Jul 2020	30 Jun 2020	8 Jul 2019	7 Jul 2020	30 Jun 2020	8 Jul 2019	7 Jul 2020	30 Jun 2020	8 Jul 2019	7 Jul 2020	30 Jun 2020	8 Jul 2019
Restocker Steer	200-280kg	C2	¢/kg lwt	435	432	271	432	446	262	423	407	250	nq	nq	nq	nq	nq	nq
Feeder Steer	330-400kg	C2	¢/kg lwt	379	388	278	410	407	305	397	395	293	389	396	264	nq	nq	nq
Vealer Steer	280-330kg	C2	¢/kg lwt	391	406	nq	429	434	277	399	390	298	398	393	281	nq	nq	nq
			¢/kg cwt	752	767	nq	817	815	526	723	730	569	792	786	561	nq	nq	nq
Trade Steer	330-400kg	C3	¢/kg lwt	390	380	260	406	411	301	399	403	323	397	381	311	nq	nq	nq
			¢/kg cwt	709	691	472	744	754	557	734	778	592	773	757	595	nq	nq	nq
Medium Steer	400-500kg	C3	¢/kg lwt	343	351	254	350	370	287	390	378	289	386	367	298	nq	nq	nq
			¢/kg cwt	641	661	462	657	687	536	723	723	546	762	729	573	nq	nq	nq
Heavy Steer	500-600kg	C4	¢/kg lwt	338	345	292	361	369	292	404	389	317	nq	nq	nq	nq	nq	nq
			¢/kg cwt	621	621	524	663	679	536	725	721	587	nq	nq	nq	nq	nq	nq
Medium Cow	400-520kg	D3	¢/kg lwt	269	276	191	280	291	204	282	298	232	281	nq	nq	nq	235	218
			¢/kg cwt	553	568	394	586	601	429	570	603	479	586	nq	nq	nq	494	448

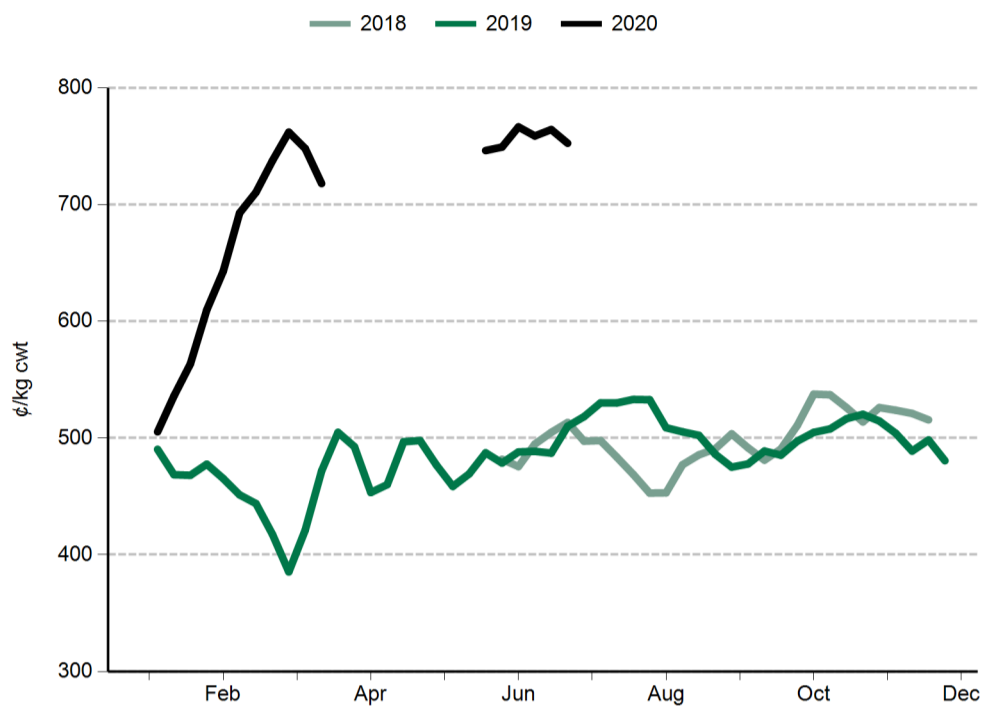
State over-the-hooks indicators				Queensland			NSW			Victoria			SA			Tasmania		
Category	Carcass weight	Muscle	Unit	10 Jul 2020	3 Jul 2020	11 Jul 2019	10 Jul 2020	3 Jul 2020	11 Jul 2019	10 Jul 2020	3 Jul 2020	11 Jul 2019	10 Jul 2020	3 Jul 2020	11 Jul 2019	10 Jul 2020	3 Jul 2020	11 Jul 2019
Trade steer	240-260kg	A-C	¢/kg cwt	630	622	523	594	589	520	650	645	549	nq	nq	nq	507	507	478
Medium steer	260-280kg	A-C	¢/kg cwt	628	621	517	589	585	517	643	636	540	nq	nq	nq	nq	nq	nq
Heavy steer	300-400kg	A-C	¢/kg cwt	638	632	528	599	595	527	650	642	546	nq	nq	nq	nq	nq	nq
Medium cow	260-280kg	A-E	¢/kg cwt	535	529	396	519	515	405	509	506	420	532	521	443	467	467	393
MSA trade steer	240-260kg	A-C	¢/kg cwt	648	640	544	639	635	566	nq	nq	nq	nq	nq	nq	nq	nq	nq

WA saleyard indicators	Unit	7 Jul 2020	30 Jun 2020	8 Jul 2019
WYCI	¢/kg cwt	777	726	533
Medium Steer	¢/kg lwt	nq	358	278
Medium Cow	¢/kg lwt	275	273	235

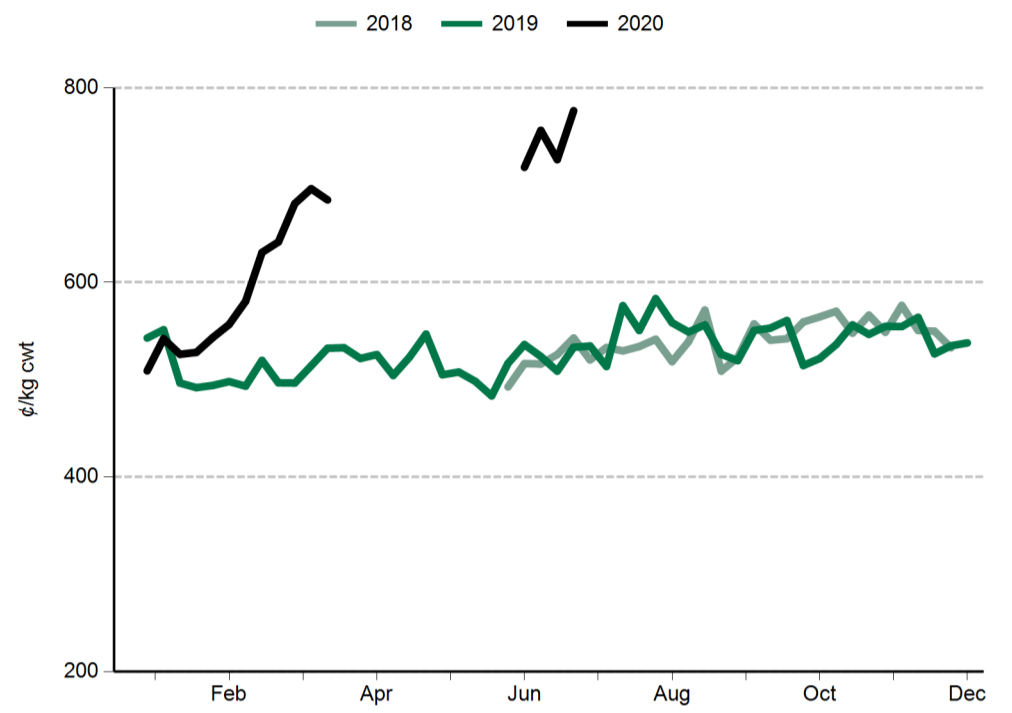
WA over-the-hooks indicators	Unit	10 Jul 2020	3 Jul 2020	11 Jul 2019
Grassfed yearling	¢/kg cwt	565	565	550
Grainfed yearling	¢/kg cwt	565	565	560
MSA yearling	¢/kg cwt	590	590	580

Live Export Price Quotes			Unit	3 Jul 2020	26 Jun 2020	4 Jul 2019
Light Steer	260 - 360 kg	Townsville	¢/kg lwt	nq	nq	265
	260 - 360 kg	Darwin	¢/kg lwt	340	340	290
Light Heifer	260 - 360 kg	Townsville	¢/kg lwt	nq	nq	225
	260 - 360 kg	Darwin	¢/kg lwt	320	320	255

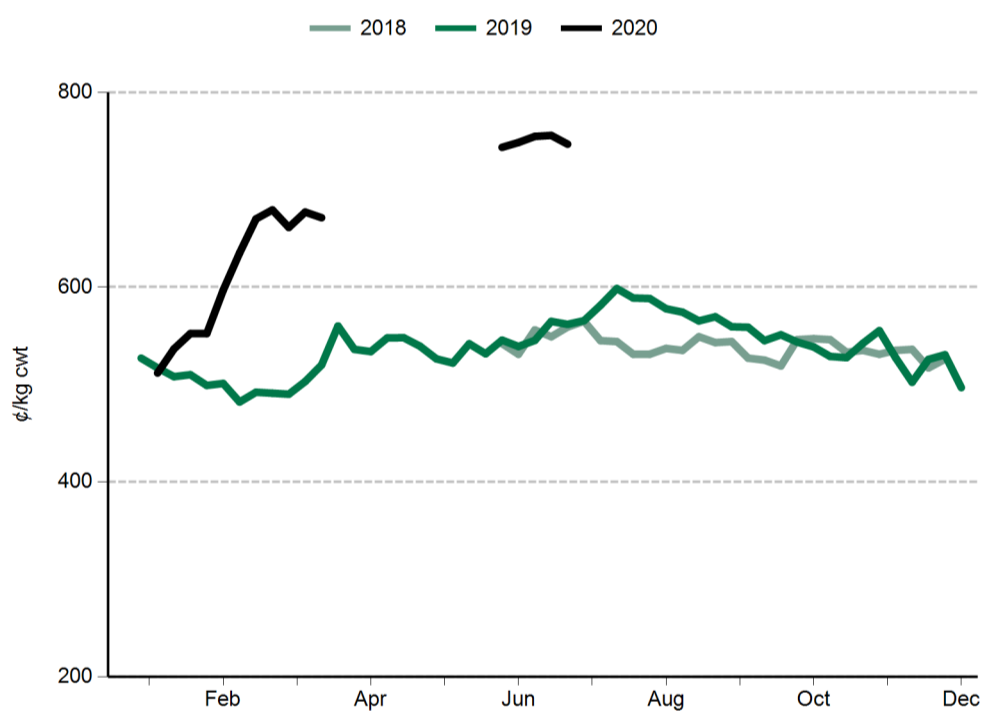
Eastern Young Cattle Indicator (EYCI)



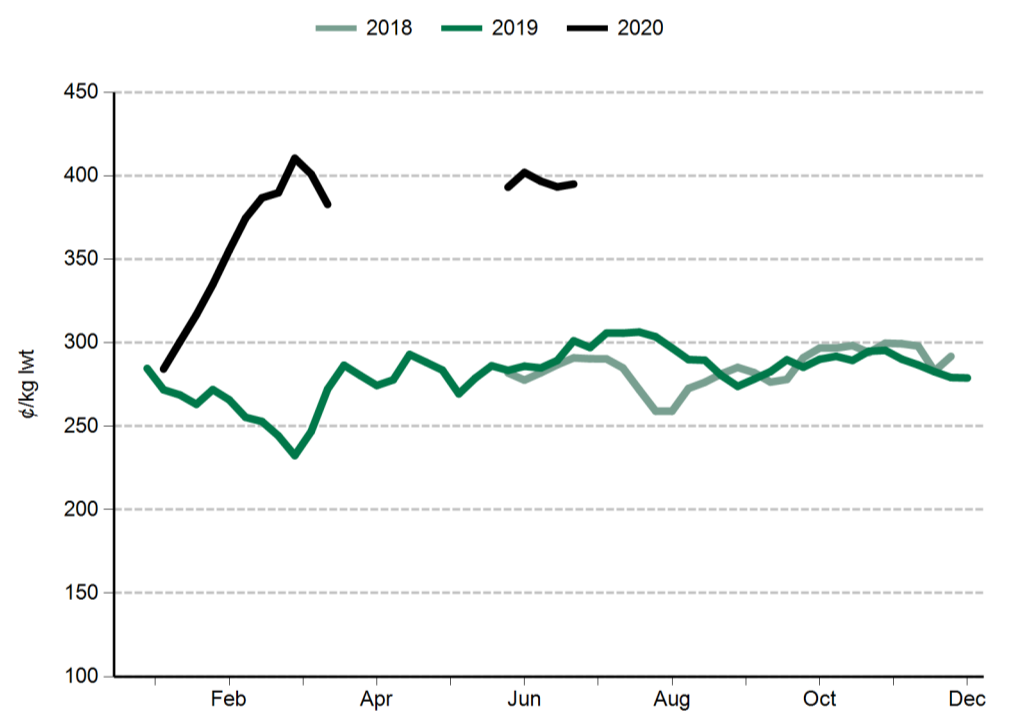
Western Young Cattle Indicator (WYCI)



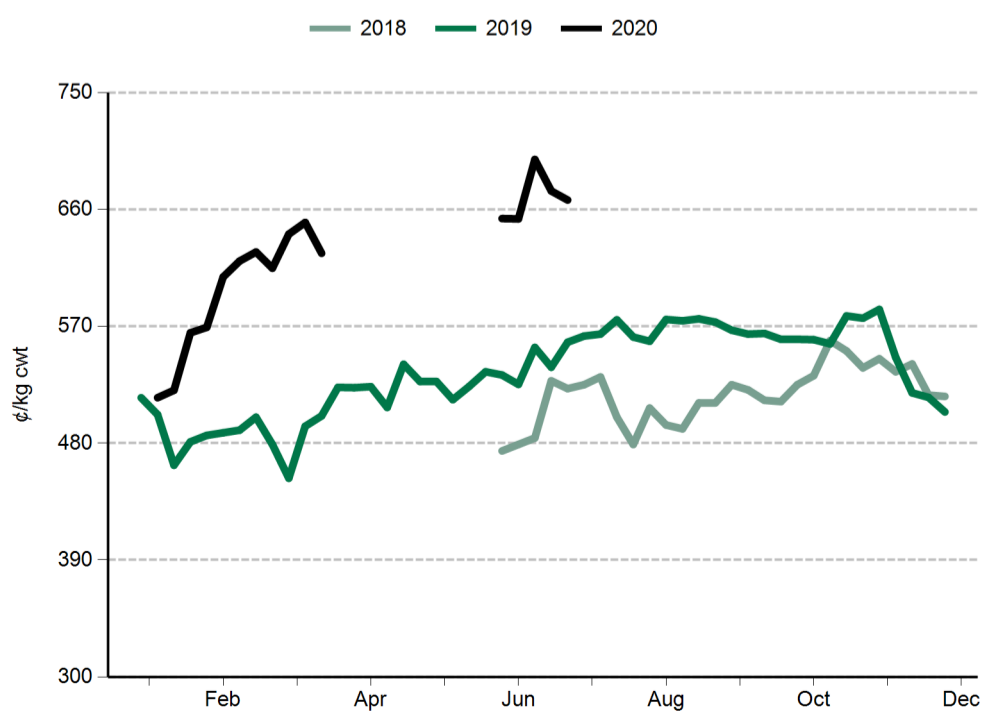
Trade steer



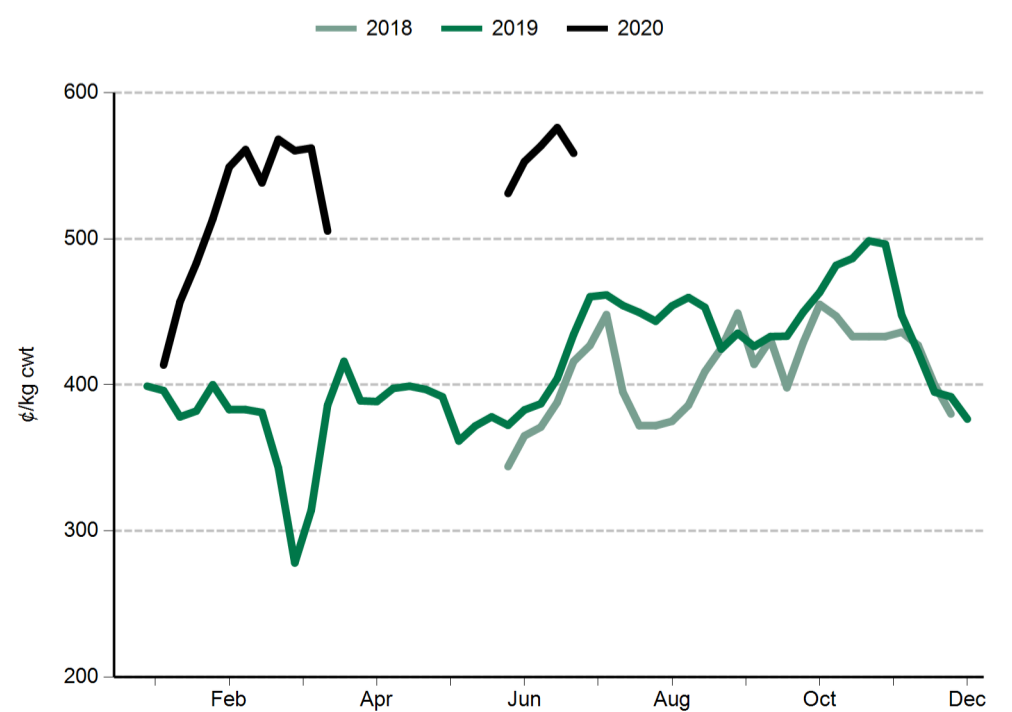
Feeder steer



Heavy steer



Medium cow



Sheep and lamb prices

Eastern States Trade Lamb Indicator (¢/kg cwt)	7 Jul 2020	30 Jun 2020	8 Jul 2019
ESTLI	755	836	919

National saleyard sheep and lamb indicators (¢/kg cwt)		7 Jul 2020	30 Jun 2020	8 Jul 2019
Merino lamb	16-22kg	715	755	852
Restocker/feeder lamb	0-18kg	793	825	849
Light lamb	12-18kg	771	808	834
Trade lamb	18-22kg	759	834	909
Heavy lamb	22+kg	719	791	961
Mutton	18-24kg	589	618	588

National OTH sheep and lamb indicators (¢/kg cwt)		10 Jul 2020	3 Jul 2020	11 Jul 2019
Medium trade lamb	18-20kg	761	785	830
Heavy trade lamb	20-22kg	761	785	830
Heavy lamb	22-24kg	756	791	838
Mutton	18-24kg	563	593	539

State saleyard sheep and lamb indicators (¢/kg cwt)		Victoria			NSW			SA			WA			Tasmania		
		7 Jul 2020	30 Jun 2020	8 Jul 2019	7 Jul 2020	30 Jun 2020	8 Jul 2019	7 Jul 2020	30 Jun 2020	8 Jul 2019	7 Jul 2020	30 Jun 2020	8 Jul 2019	7 Jul 2020	30 Jun 2020	8 Jul 2019
Merino lamb	16-22kg	686	731	849	719	773	862	708	733	821	803	791	775	nq	nq	nq
Restocker/feeder lamb	0-18kg	750	870	750	882	955	951	782	740	692	667	720	637	781	789	812
Light lamb	12-18kg	719	812	843	814	830	861	726	759	821	775	765	739	789	753	753
Trade lamb	18-22kg	738	840	885	765	843	934	714	747	862	797	821	793	776	787	753
Heavy lamb	22+kg	730	785	957	716	797	969	682	720	905	838	845	842	711	711	818
Mutton	18-24kg	590	608	622	622	678	586	517	561	546	500	476	416	625	583	623

Over-the-hooks sheep and lamb indicators (¢/kg cwt)		Victoria			NSW			SA			WA			Tasmania		
		10 Jul 2020	3 Jul 2020	11 Jul 2019	10 Jul 2020	3 Jul 2020	11 Jul 2019	10 Jul 2020	3 Jul 2020	11 Jul 2019	10 Jul 2020	3 Jul 2020	11 Jul 2019	10 Jul 2020	3 Jul 2020	11 Jul 2019
Medium trade lamb	18-20kg	765	820	844	740	763	857	773	794	858	765	765	760	nq	nq	nq
Heavy trade lamb	20-22kg	765	820	844	740	763	857	773	794	858	765	765	760	nq	nq	nq
Heavy lamb	22-24kg	760	850	865	740	763	857	760	788	870	765	765	760	nq	nq	nq
Mutton	18-24kg	583	628	573	575	628	548	580	606	582	513	513	455	nq	nq	nq

Live export price quotes (A\$/head)	7 Jul 2020	30 Jun 2020	8 Jul 2019
Live wether	Muchea	nq	nq

Glossary:

cwt – carcase weight

lwt – live weight

OTH – over-the-hooks. Refers to the marketing of cattle/sheep/lambs directly from the farm to an abattoir where a producer is paid for the value of the carcase based on a sliding grid.

CIF – Cost, insurance, freight. The quoted price for the goods including freight and insurance costs delivered to final destination.

C&F – Cost and freight. Refers to the quoted price for the goods, including freight to the delivery point, but not insurance.

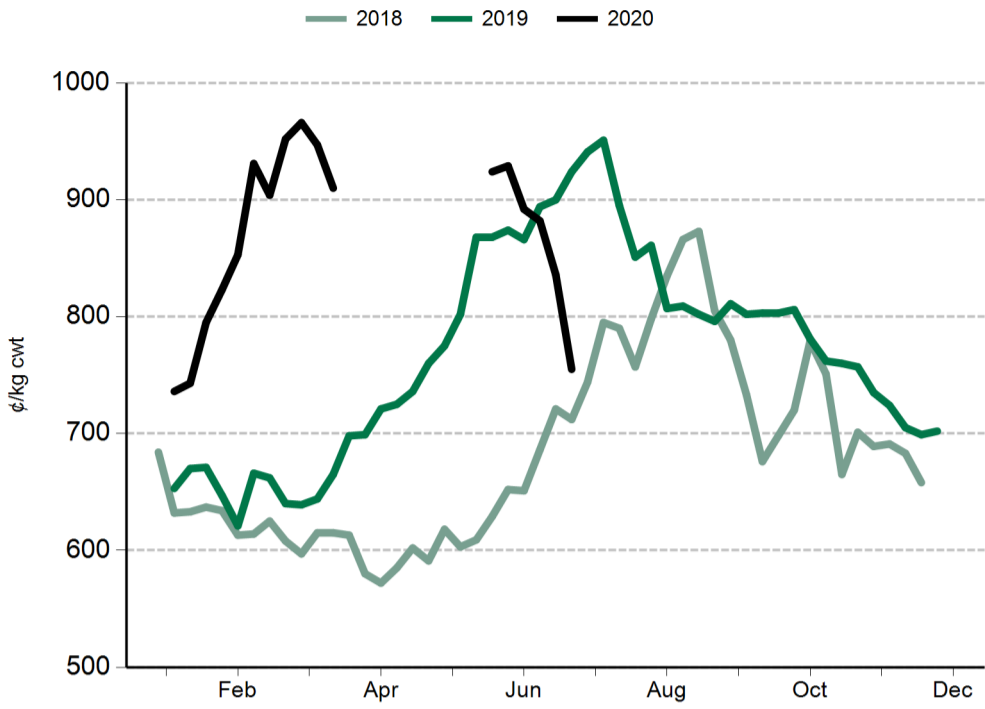
FAS – Free alongside ship. Refers to export price quotes where the seller is obliged to pay warehouse services, packing, inland freight and port charges, but not placement of goods onto the ship. The buyer is obliged to pay overseas freight, charges in foreign port, customs duties, quarantine and delivery to final destination. (See also 'FOB').

EYCI – Eastern Young Cattle Indicator. A seven day rolling average from 24 saleyards across NSW, Victoria and Queensland. It includes vealer and yearling heifers and steers, grade score C2 or C3, with live weight from 200kg.

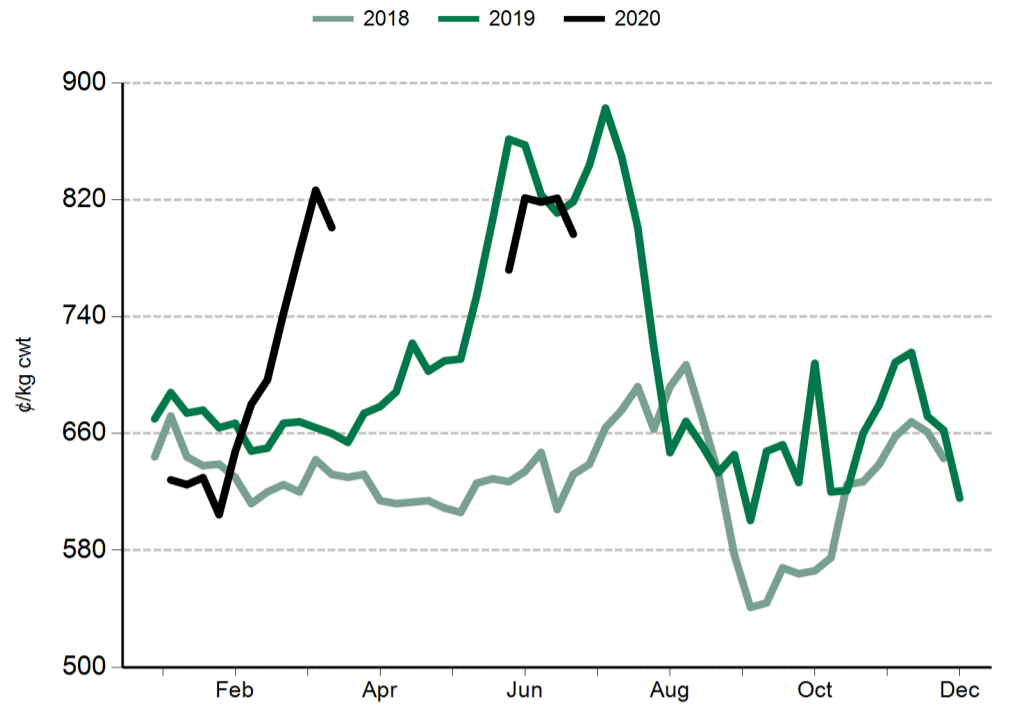
WYCI – Western Young Cattle Indicator. A benchmark of the value of young cattle in WA saleyards. It includes vealer and yearling heifers and steers, grade score C2 or C3, 180kg+ live weight.

All data is collected by MLA's NLRS, unless specified otherwise.

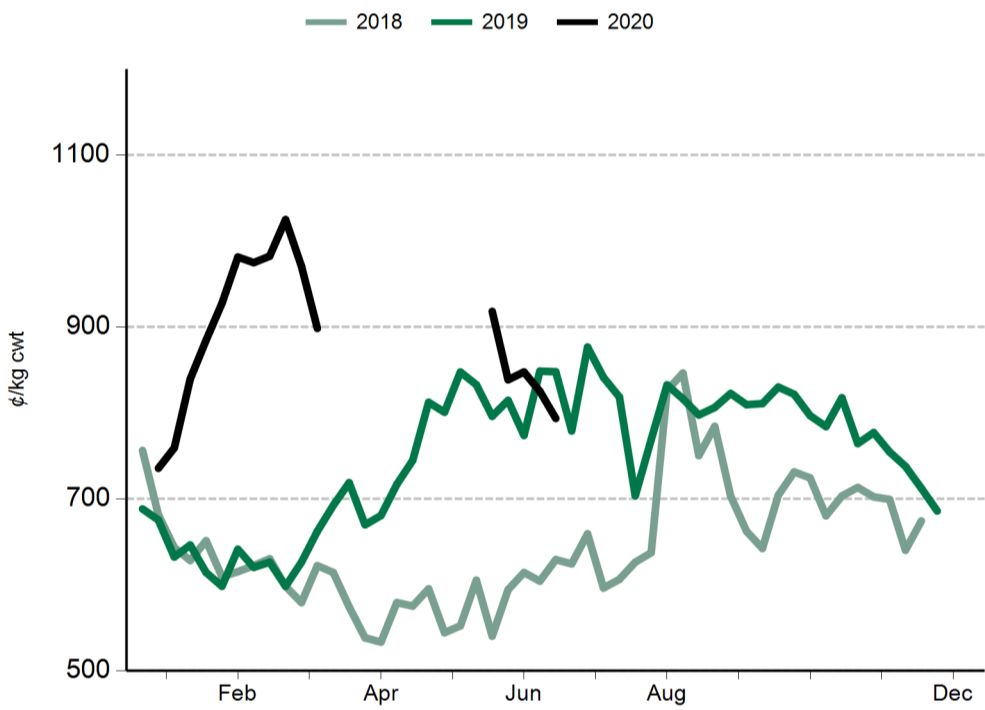
Eastern States Trade Lamb Indicator (ESTLI)



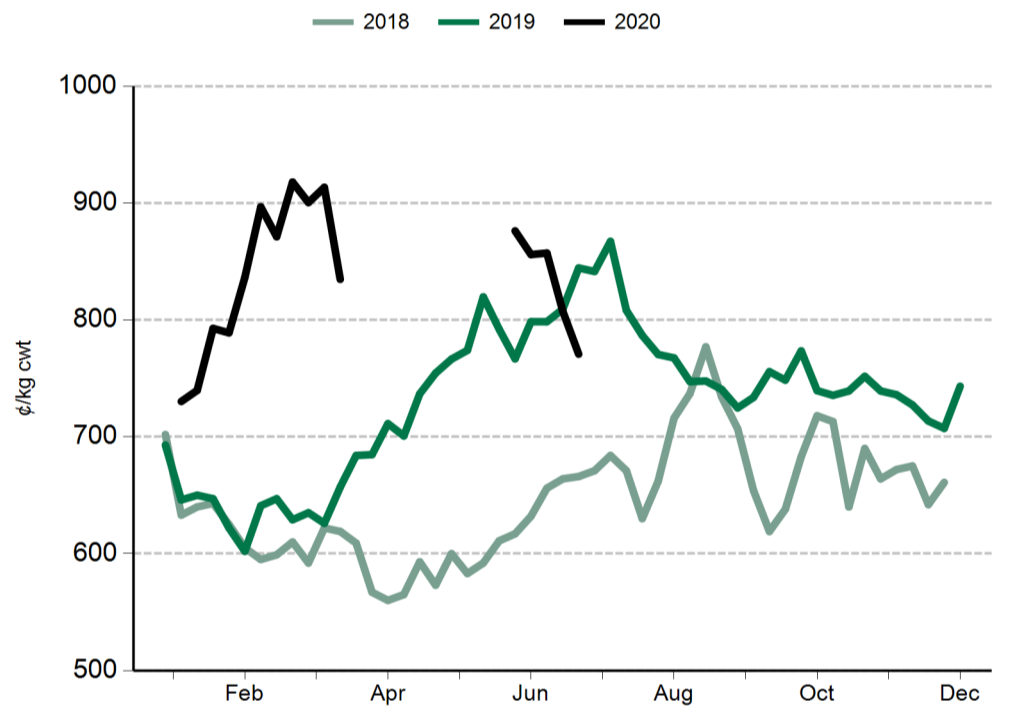
Western Trade Lamb Indicator (WTLI)



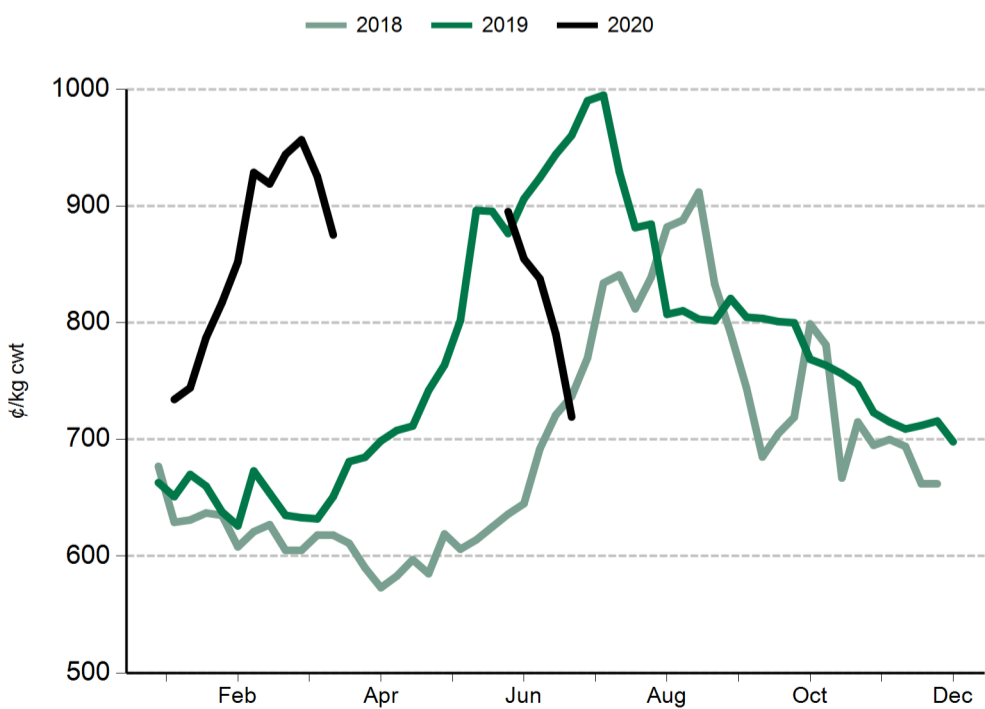
Restocker lamb



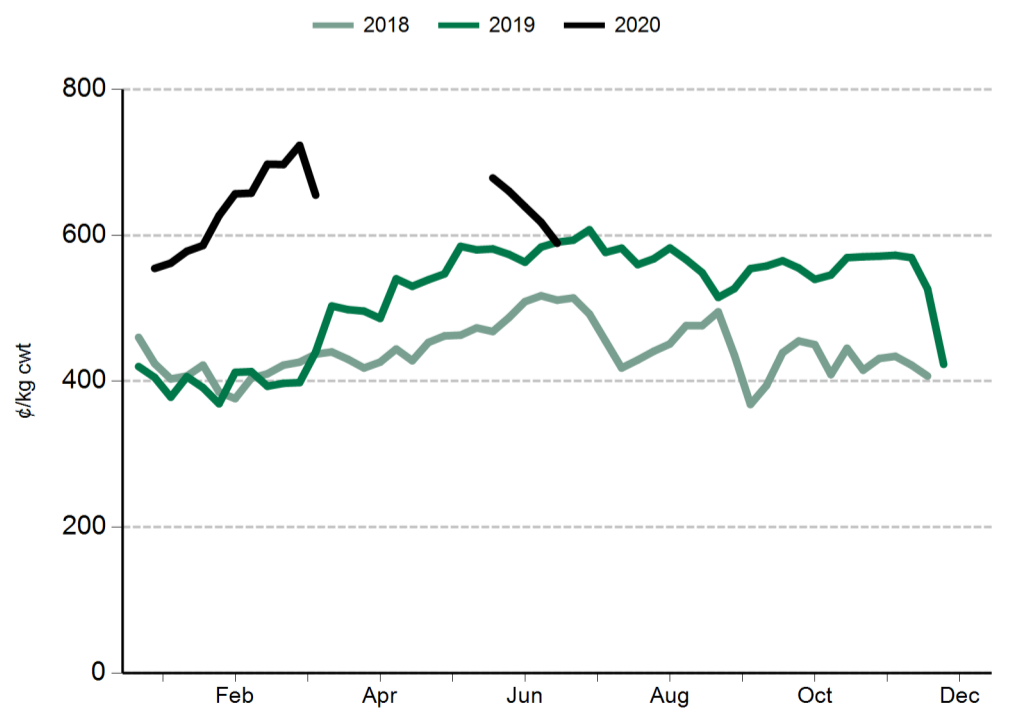
Light lamb



Heavy lamb



Mutton

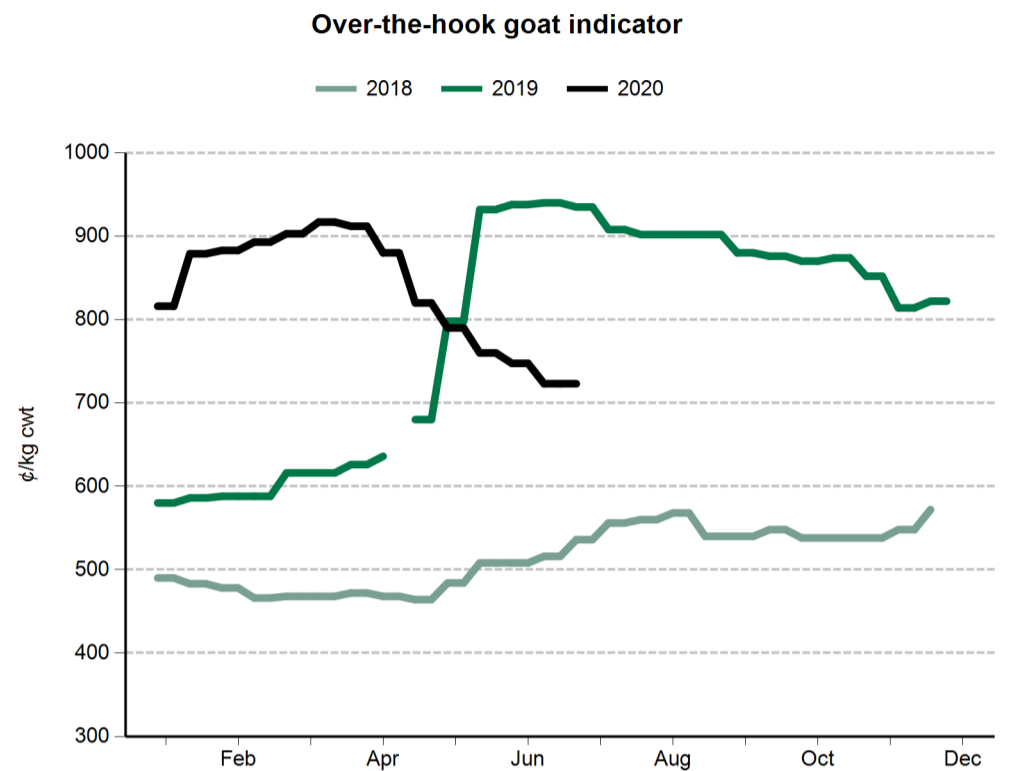


General statistics

Over-the-hooks goat indicators (A¢/kg cwt)		10 Jul 2020	26 Jun 2020	11 Jul 2019
8.1-10kg		723	723	935
10.1-12kg		723	723	935
12.1-16kg		723	723	935
16.1-20kg		723	723	935
20.1kg+		723	723	935

Skin indicators - Lambs		3 Jul 2020	26 Jun 2020	4 Jul 2019
2" +	16.1 - 20kg	100	100	300
	20.1 - 24kg	188	188	425
	24.1kg +	288	288	525
1" - 2"	16.1 - 20kg	200	200	200
	20.1 - 24kg	50	50	300
	24.1kg +	163	163	425
0.5" - 1"	16.1 - 20kg	nq	nq	nq
	20.1 - 24kg	nq	nq	150
	24.1kg +	125	125	225
New Season	16.1 - 20kg	nq	nq	nq
	20.1 - 24kg	231	231	nq
	24.1kg +	313	313	nq

Skin indicators - Merino sheep (average 25 micron)		3 Jul 2020	26 Jun 2020	4 Jul 2019
1.5" - 2"	16.1 - 20kg	500	500	1000
	20.1 - 24kg	725	725	1163
	24.1kg +	825	825	1288



Grain prices - Darling Downs (A\$/tonne)		3 Jul 2020	26 Jun 2020	4 Jul 2019
Wheat		375	385	405
Barley		330	330	420
Sorghum		325	325	344

Grain prices - Riverina (A\$/tonne)		3 Jul 2020	26 Jun 2020	4 Jul 2019
Wheat		nq	nq	372
Barley		245	245	366

Source: Profarmer Australia

PLEASE NOTE

MLA no longer reports on fodder prices, tallow prices or the EMI on a weekly basis.

These can be accessed separately through these links:

- [Fodder prices \(Dairy Australia\)](#)
- [Tallow prices \(MLA monthly co-product report\)](#)
- [EMI \(AWEX\)](#)

US imported beef prices (CIF)		3 Jul 2020	26 Jun 2020	4 Jul 2019
Bull 95CL	US¢/lb	237.5	240.0	242.0
	A¢/kg	757.8	768.9	762.2
Cow 90CL	US¢/lb	217.5	220.0	221.0
	A¢/kg	694.0	704.8	696.0
CC/CF 85CL	US¢/lb	203.0	205.0	205.0
	A¢/kg	647.7	656.7	645.7
Shank 90CL	US¢/lb	220.0	222.5	219.0
	A¢/kg	702.0	712.8	689.7
Trim 85CL	US¢/lb	202.0	203.5	203.0
	A¢/kg	644.5	651.9	639.4
Trim 80CL	US¢/lb	192.5	192.5	194.5
	A¢/kg	614.2	616.7	612.6
Trim 75CL	US¢/lb	177.5	177.5	186.0
	A¢/kg	566.4	568.6	585.8
Trim 65CL	US¢/lb	nq	nq	nq
	A¢/kg	nq	nq	nq
Outside flats	US¢/lb	nq	nq	nq
	A¢/kg	nq	nq	nq
Knuckles	US¢/lb	262.5	262.5	257.5
	A¢/kg	837.6	841.0	811.0
Inside cap off	US¢/lb	287.5	290.0	288.0
	A¢/kg	917.3	929.0	907.1

Source: Steiner Consulting Group

