

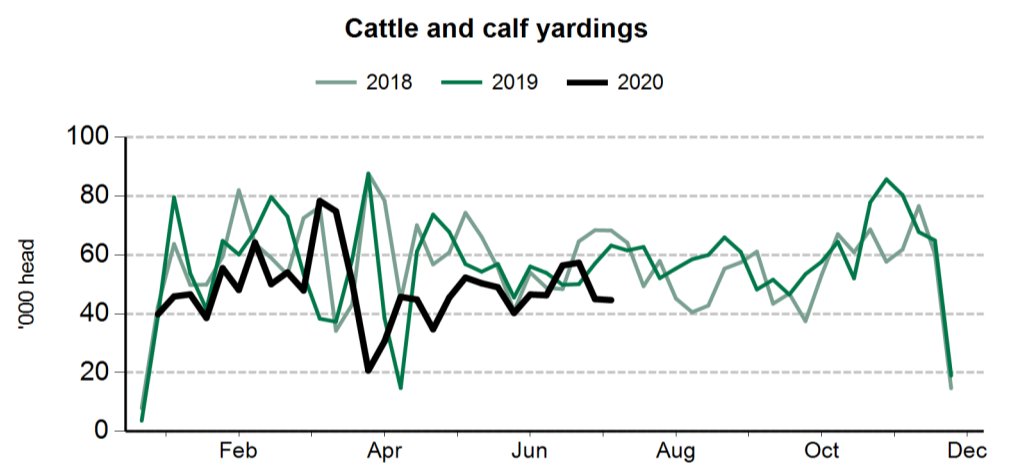
The following weekly statistical summary includes the following information:

- **Livestock movements**.....pages 1-2
  - Cattle yardings
  - Sheep yardings
  - Cattle slaughter
  - Sheep, lamb and goat slaughter
- **Cattle price indicators**.....pages 3-4
  - Saleyard indicators
  - Over-the-hook indicators
  - Live export indicators
- **Sheep and lamb indicators**.....pages 5-6
  - Saleyard indicators
  - Over-the-hook indicators
  - Live export indicators
- **General statistics**.....page 7
  - Over-the-hook goat indicators
  - Skin price indicators
  - Weekly US imported beef indicators

### Cattle movements

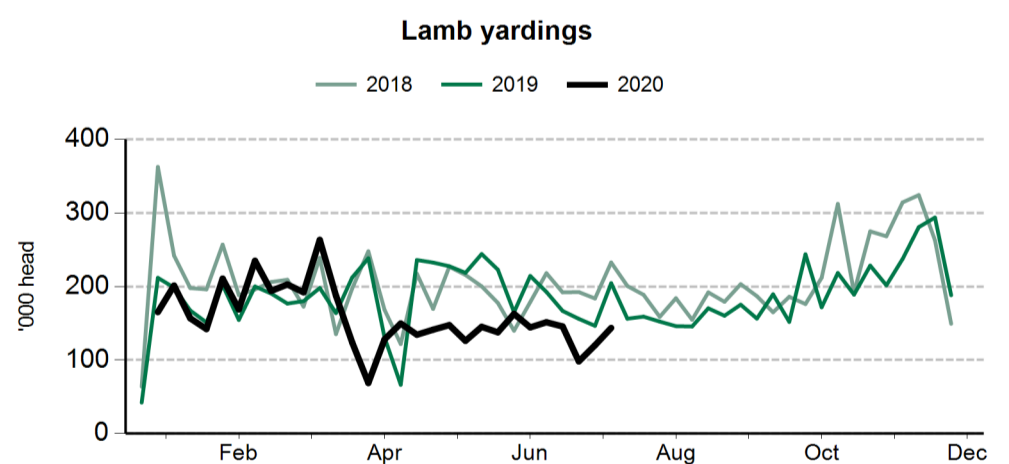
Cattle saleyard throughput		24 Jul 2020	17 Jul 2020	25 Jul 2019
Queensland	Cattle	19,688	19,831	24,978
NSW	Cattle	14,928	11,206	24,740
Victoria	Cattle	5,954	8,931	9,549
SA	Cattle	1,402	2,348	1,531
WA	Cattle	2,613	2,498	2,327
Tasmania	Cattle	60	175	60

Cattle slaughter		24 Jul 2020	17 Jul 2020	25 Jul 2019
Queensland	Cattle	54,745	59,920	80,372
	Calves	98	105	230
NSW	Cattle	31,575	30,758	34,884
	Calves	1,436	1,693	1,973
Victoria	Cattle	16,160	18,611	25,099
	Calves	6,095	3,010	3,690
SA	Cattle	4,073	3,267	4,012
	Calves	9	9	1
Tasmania	Cattle	4,968	4,960	4,290
	Calves	118	12	218

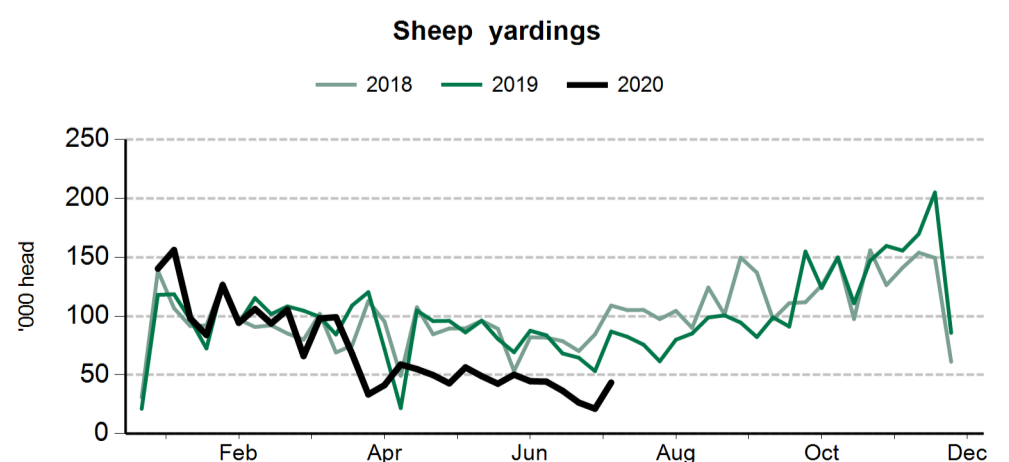


### Smallstock movements

Sheep and lamb saleyard throughput		24 Jul 2020	17 Jul 2020	25 Jul 2019
NSW	Lambs	114,431	91,968	139,825
	Sheep	24,565	13,400	55,857
Victoria	Lambs	16,707	16,136	46,617
	Sheep	13,469	2,859	12,662
SA	Lambs	6,500	4,925	6,335
	Sheep	2,100	1,747	3,442
WA	Lambs	5,104	5,097	10,219
	Sheep	2,828	2,400	13,911
Tasmania	Lambs	1,000	1,500	1,500
	Sheep	650	850	1,050

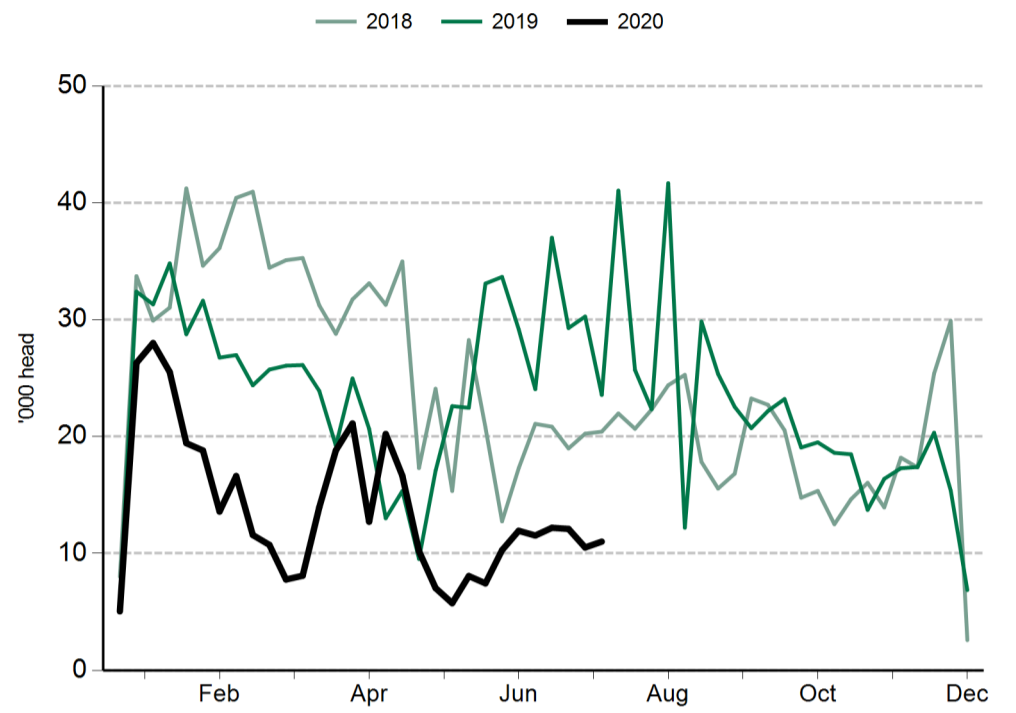


Sheep and lamb slaughter		24 Jul 2020	17 Jul 2020	25 Jul 2019
Queensland	Lambs	1,323	261	105
	Sheep	884	1,080	nq
NSW	Lambs	111,886	88,125	92,483
	Sheep	27,382	7,886	44,155
Victoria	Lambs	98,607	130,708	151,702
	Sheep	6,095	7,806	32,182
SA	Lambs	49,305	45,693	11,536
	Sheep	2,475	2,497	1,660
Tasmania	Lambs	3,059	3,111	5,604
	Sheep	751	576	1,226

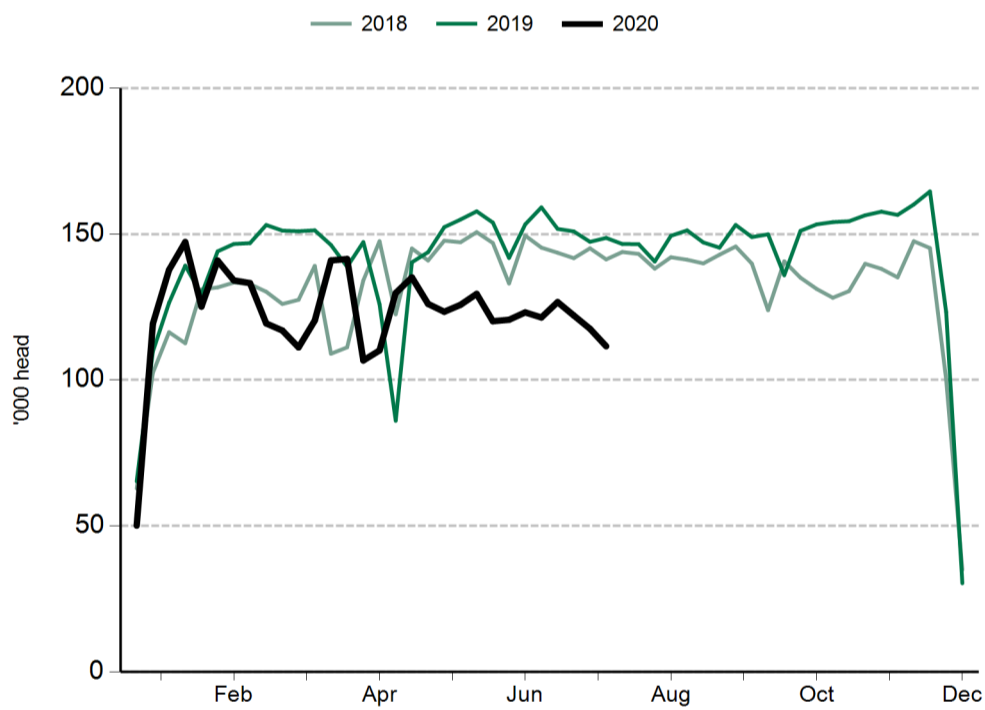


Goat slaughter		24 Jul 2020	17 Jul 2020	25 Jul 2019
Queensland	Goats	4,133	5,158	0
NSW	Goats	1,404	1,043	1,283
Victoria	Goats	3,750	2,395	9,953
SA	Goats	1,720	1,911	12,327
Tasmania	Goats	nq	nq	nq

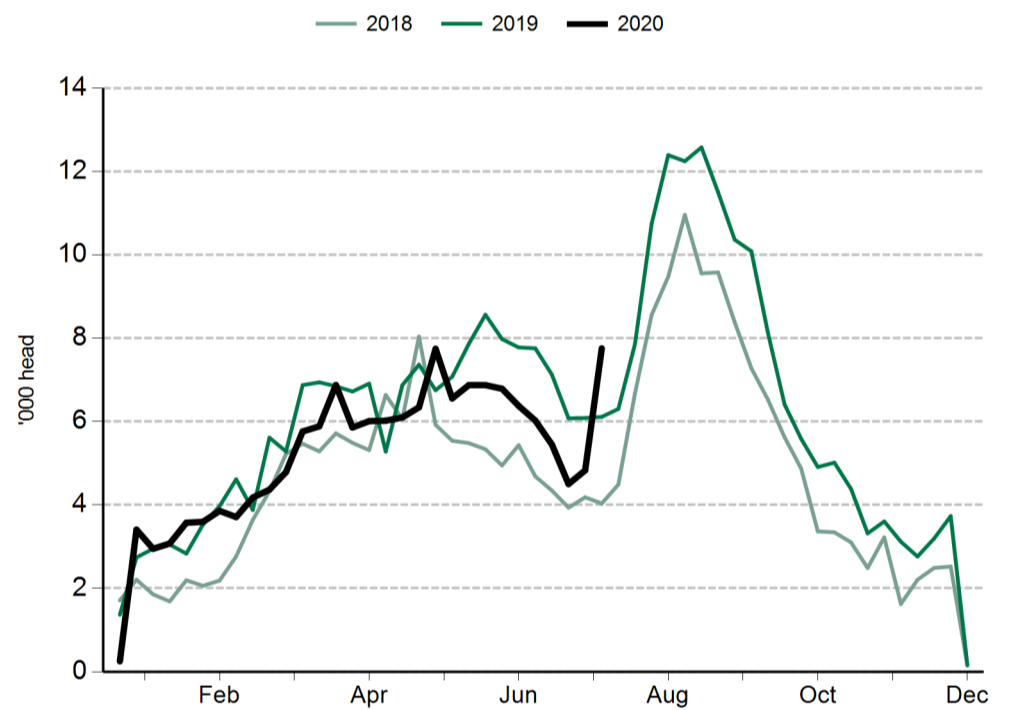
Goat slaughter



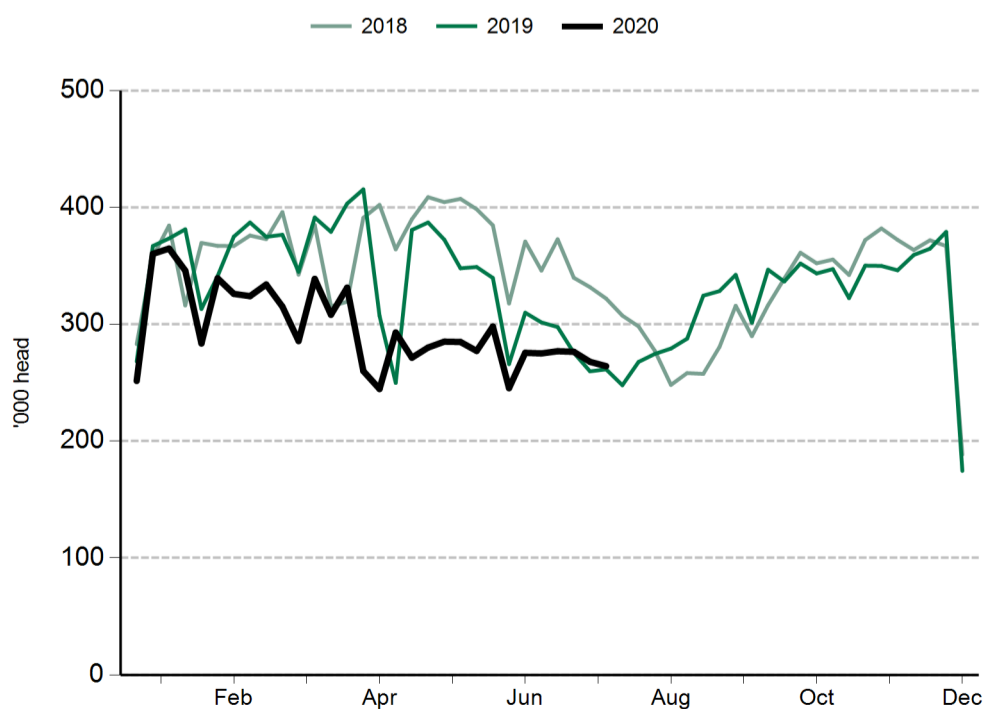
Cattle slaughter



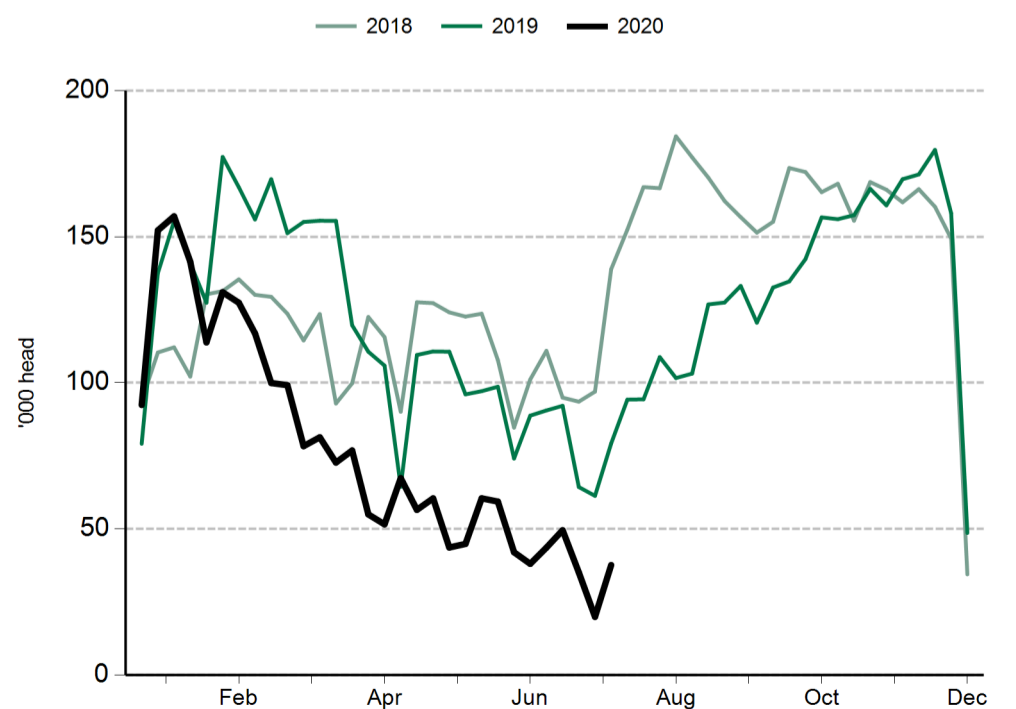
Calf slaughter



Lamb slaughter



Sheep slaughter



#### Cattle prices

National saleyard indicators	Live weight	Muscle/Fat	Unit	28 Jul 2020	21 Jul 2020	29 Jul 2019
Restocker Steer	200-280kg	C2	¢/kg lwt	437	423	277
Feeder Steer	330-400kg	C2	¢/kg lwt	391	391	305
Vealer Steer	280-330kg	C2	¢/kg lwt	391	394	302
			¢/kg cwt	738	745	581
Trade Steer	330-400kg	C3	¢/kg lwt	390	389	316
			¢/kg cwt	729	726	596
Medium Steer	400-500kg	C3	¢/kg lwt	349	330	280
			¢/kg cwt	658	623	532
Heavy Steer	500-600kg	C4	¢/kg lwt	350	357	319
			¢/kg cwt	643	652	580
Medium Cow	400-520kg	D3	¢/kg lwt	259	263	222
			¢/kg cwt	529	537	459
Eastern Young Cattle Indicator (EYCI)			¢/kg cwt	752.75	750.25	534.25

Eastern states OTH indicators	Carcass weight	Muscle	Unit	31 Jul 2020	24 Jul 2020	1 Aug 2019
Trade steer	240-260kg	A-C	¢/kg cwt	589	593	535
Medium steer	260-280kg	A-C	¢/kg cwt	612	617	542
Heavy steer	300-400kg	A-C	¢/kg cwt	621	626	551
Medium cow	260-280kg	A-E	¢/kg cwt	512	509	441
MSA trade steer	240-260kg	A-C	¢/kg cwt	640	641	566

Feeder cattle indicators - paddock sales	Unit	24 Jul 2020	17 Jul 2020	25 Jul 2019
<b>Domestic</b>	Unit			
Steers 280-350kg	¢/kg lwt	398	399	287
Heifers 280-350kg	¢/kg lwt	360	358	268
<b>Export</b>	Unit			
Shortfed 100-120 DOF	¢/kg lwt	373	373	312
Mediumfed 120-220 DOF	¢/kg lwt	415	415	333
Longfed 220+ DOF	¢/kg lwt	330	330	337

State saleyard indicators				Queensland			NSW			Victoria			SA			Tasmania		
Category	Live weight	Muscle/Fat	Unit	28 Jul 2020	21 Jul 2020	29 Jul 2019	28 Jul 2020	21 Jul 2020	29 Jul 2019	28 Jul 2020	21 Jul 2020	29 Jul 2019	28 Jul 2020	21 Jul 2020	29 Jul 2019	28 Jul 2020	21 Jul 2020	29 Jul 2019
Restocker Steer	200-280kg	C2	¢/kg lwt	431	424	278	460	416	285	270	381	274	nq	393	nq	nq	nq	nq
Feeder Steer	330-400kg	C2	¢/kg lwt	378	385	294	403	398	322	387	382	295	350	383	305	nq	nq	nq
Vealer Steer	280-330kg	C2	¢/kg lwt	309	320	287	414	406	304	391	372	308	371	377	nq	nq	nq	nq
			¢/kg cwt	595	604	551	766	765	582	718	686	589	735	754	nq	nq	nq	nq
Trade Steer	330-400kg	C3	¢/kg lwt	294	395	nq	402	391	315	384	394	319	346	367	322	nq	nq	nq
			¢/kg cwt	555	718	nq	748	726	587	667	730	603	685	724	612	nq	nq	nq
Medium Steer	400-500kg	C3	¢/kg lwt	328	308	263	350	331	278	365	353	290	354	359	300	nq	nq	nq
			¢/kg cwt	619	578	496	656	620	517	682	650	579	709	709	582	nq	nq	nq
Heavy Steer	500-600kg	C4	¢/kg lwt	328	321	309	364	357	299	376	387	341	nq	nq	nq	nq	nq	nq
			¢/kg cwt	601	590	555	671	653	550	684	699	625	nq	nq	nq	nq	nq	nq
Medium Cow	400-520kg	D3	¢/kg lwt	258	263	211	275	277	234	267	287	251	nq	271	255	224	239	244
			¢/kg cwt	526	537	432	569	580	489	553	586	518	nq	565	531	471	506	531

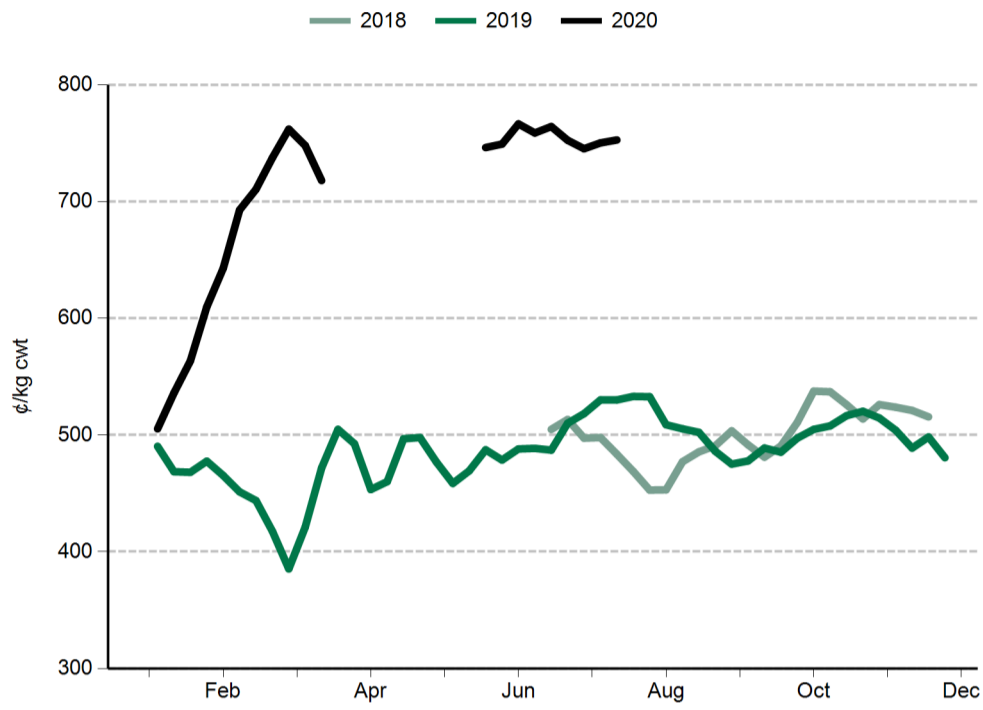
State over-the-hooks indicators				Queensland			NSW			Victoria			SA			Tasmania		
Category	Carcass weight	Muscle	Unit	31 Jul 2020	24 Jul 2020	1 Aug 2019	31 Jul 2020	24 Jul 2020	1 Aug 2019	31 Jul 2020	24 Jul 2020	1 Aug 2019	31 Jul 2020	24 Jul 2020	1 Aug 2019	31 Jul 2020	24 Jul 2020	1 Aug 2019
Trade steer	240-260kg	A-C	¢/kg cwt	611	626	542	594	594	532	644	644	563	nq	nq	nq	507	507	502
Medium steer	260-280kg	A-C	¢/kg cwt	611	624	539	589	589	530	637	637	557	nq	nq	nq	nq	nq	nq
Heavy steer	300-400kg	A-C	¢/kg cwt	621	635	550	599	599	540	643	643	564	nq	nq	nq	nq	nq	nq
Medium cow	260-280kg	A-E	¢/kg cwt	529	532	424	519	519	428	506	502	447	538	527	479	467	467	427
MSA trade steer	240-260kg	A-C	¢/kg cwt	641	644	561	639	639	570	nq	nq	nq	nq	nq	nq	nq	nq	nq

WA saleyard indicators	Unit	28 Jul 2020	21 Jul 2020	29 Jul 2019
WYCI	¢/kg cwt	738	740	576
Medium Cow	¢/kg lwt	246	238	234
Medium Steer	¢/kg lwt	380	nq	282

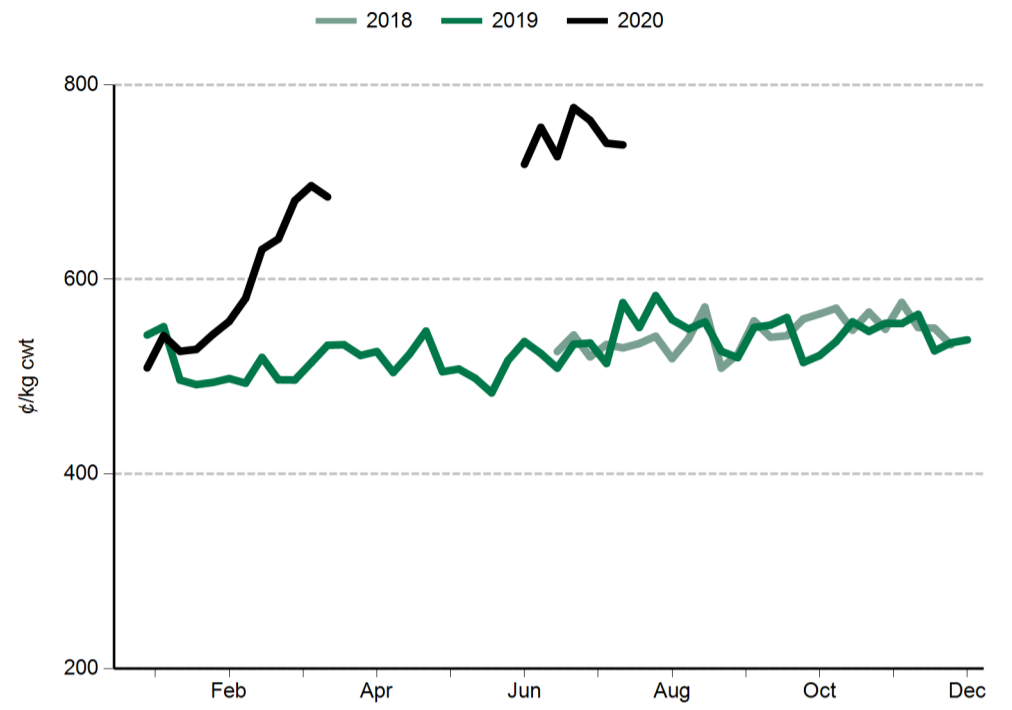
WA over-the-hooks indicators	Unit	31 Jul 2020	24 Jul 2020	1 Aug 2019
Grassfed yearling	¢/kg cwt	565	565	550
Grainfed yearling	¢/kg cwt	565	565	560
MSA yearling	¢/kg cwt	590	590	580

Live Export Price Quotes			Unit	24 Jul 2020	17 Jul 2020	25 Jul 2019
Light Steer	260 - 360 kg	Townsville	¢/kg lwt	340	340	275
	260 - 360 kg	Darwin	¢/kg lwt	355	355	310
Light Heifer	260 - 360 kg	Townsville	¢/kg lwt	310	310	230
	260 - 360 kg	Darwin	¢/kg lwt	320	325	280

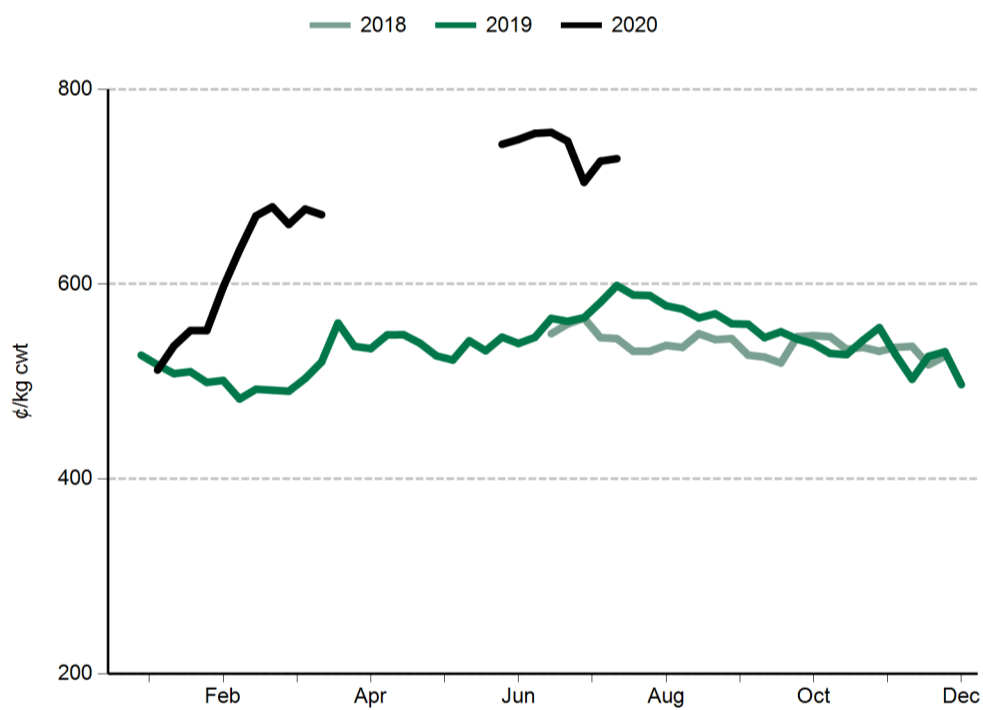
**Eastern Young Cattle Indicator (EYCI)**



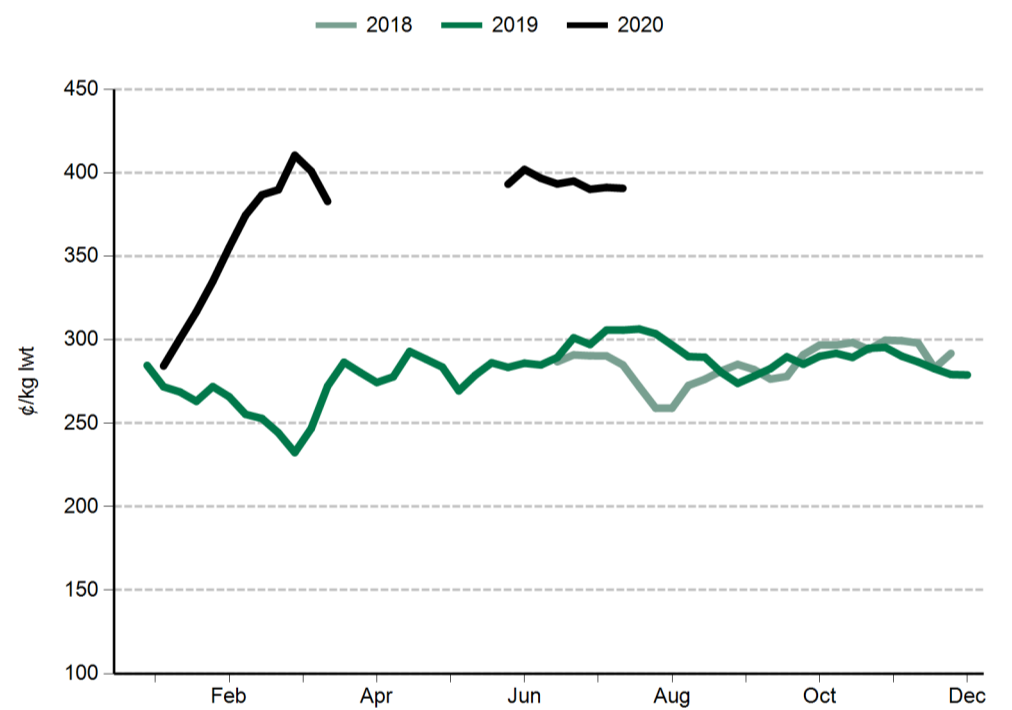
**Western Young Cattle Indicator (WYCI)**



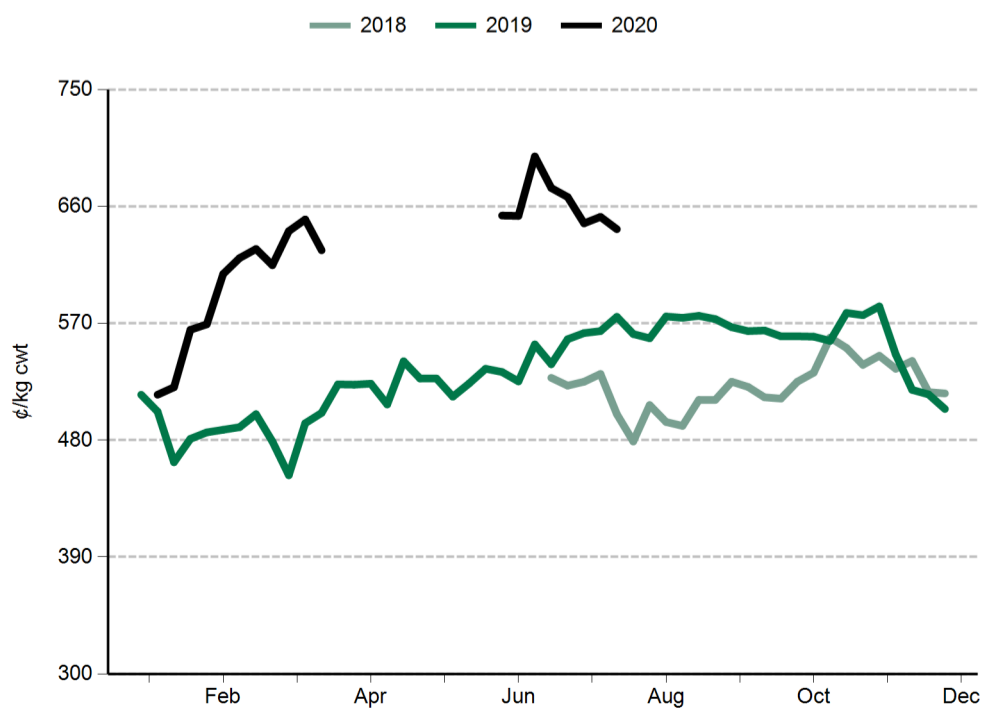
**Trade steer**



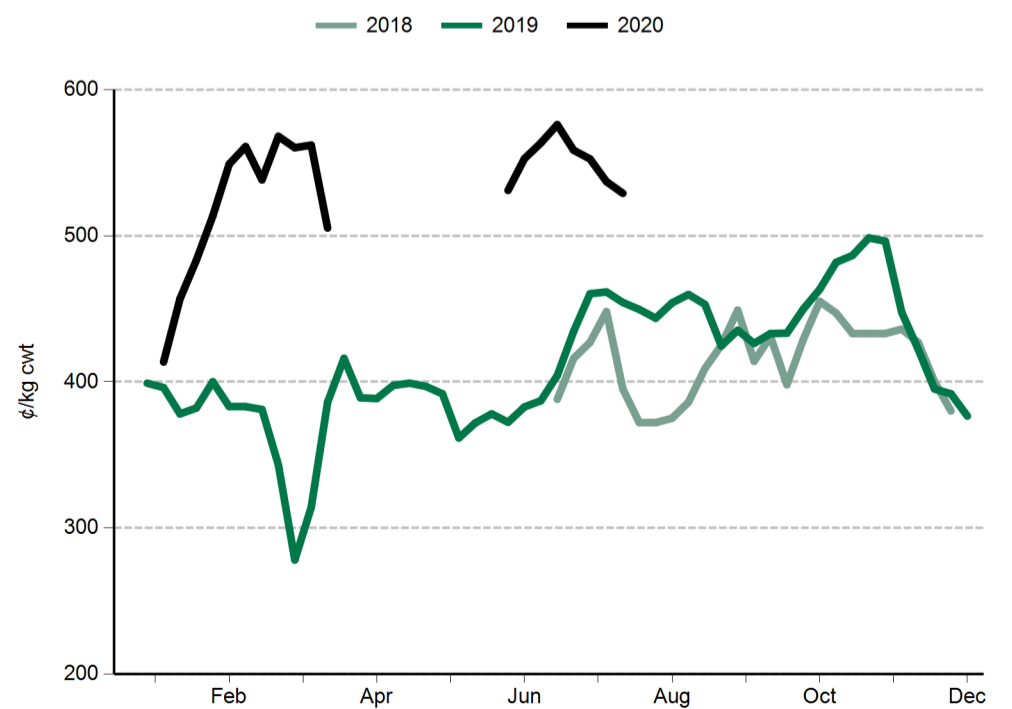
**Feeder steer**



**Heavy steer**



**Medium cow**



#### Sheep and lamb prices

Eastern States Trade Lamb Indicator (¢/kg cwt)	28 Jul 2020	21 Jul 2020	29 Jul 2019
ESTLI	747	780	908

National saleyard sheep and lamb indicators (¢/kg cwt)		28 Jul 2020	21 Jul 2020	29 Jul 2019
Merino lamb	16-22kg	721	707	821
Restocker/feeder lamb	0-18kg	751	768	847
Light lamb	12-18kg	750	740	837
Trade lamb	18-22kg	773	780	907
Heavy lamb	22+kg	696	730	946
Mutton	18-24kg	575	583	589

National OTH sheep and lamb indicators (¢/kg cwt)		31 Jul 2020	24 Jul 2020	1 Aug 2019
Medium trade lamb	18-20kg	742	747	852
Heavy trade lamb	20-22kg	742	747	852
Heavy lamb	22-24kg	735	753	860
Mutton	18-24kg	554	554	545

State saleyard sheep and lamb indicators (¢/kg cwt)		Victoria			NSW			SA			WA			Tasmania		
		28 Jul 2020	21 Jul 2020	29 Jul 2019	28 Jul 2020	21 Jul 2020	29 Jul 2019	28 Jul 2020	21 Jul 2020	29 Jul 2019	28 Jul 2020	21 Jul 2020	29 Jul 2019	28 Jul 2020	21 Jul 2020	29 Jul 2019
Merino lamb	16-22kg	621	653	791	734	716	828	698	648	832	696	695	818	nq	nq	nq
Restocker/feeder lamb	0-18kg	792	760	835	882	903	858	669	732	850	632	659	670	773	833	827
Light lamb	12-18kg	715	712	844	808	814	842	723	665	850	723	711	797	749	767	859
Trade lamb	18-22kg	727	710	870	789	798	917	721	664	936	716	776	872	688	792	884
Heavy lamb	22+kg	672	680	919	699	741	958	668	650	941	721	731	882	694	686	899
Mutton	18-24kg	591	565	588	602	618	594	478	516	541	511	505	577	628	614	665

Over-the-hooks sheep and lamb indicators (¢/kg cwt)		Victoria			NSW			SA			WA			Tasmania		
		31 Jul 2020	24 Jul 2020	1 Aug 2019	31 Jul 2020	24 Jul 2020	1 Aug 2019	31 Jul 2020	24 Jul 2020	1 Aug 2019	31 Jul 2020	24 Jul 2020	1 Aug 2019	31 Jul 2020	24 Jul 2020	1 Aug 2019
Medium trade lamb	18-20kg	730	735	882	nq	725	893	730	763	873	765	765	760	nq	nq	nq
Heavy trade lamb	20-22kg	730	735	882	nq	725	893	730	763	873	765	765	760	nq	nq	nq
Heavy lamb	22-24kg	740	760	900	nq	725	893	700	760	887	765	765	760	nq	nq	nq
Mutton	18-24kg	560	560	578	575	575	583	567	567	566	513	513	455	nq	nq	nq

Live export price quotes (A\$/head)		28 Jul 2020	21 Jul 2020	29 Jul 2019
Live wether	Muchea	nq	nq	nq

#### Glossary:

**cwt** – carcase weight

**lwt** – live weight

**OTH** – over-the-hooks. Refers to the marketing of cattle/sheep/lambs directly from the farm to an abattoir where a producer is paid for the value of the carcase based on a sliding grid.

**CIF** – Cost, insurance, freight. The quoted price for the goods including freight and insurance costs delivered to final destination.

**C&F** – Cost and freight. Refers to the quoted price for the goods, including freight to the delivery point, but not insurance.

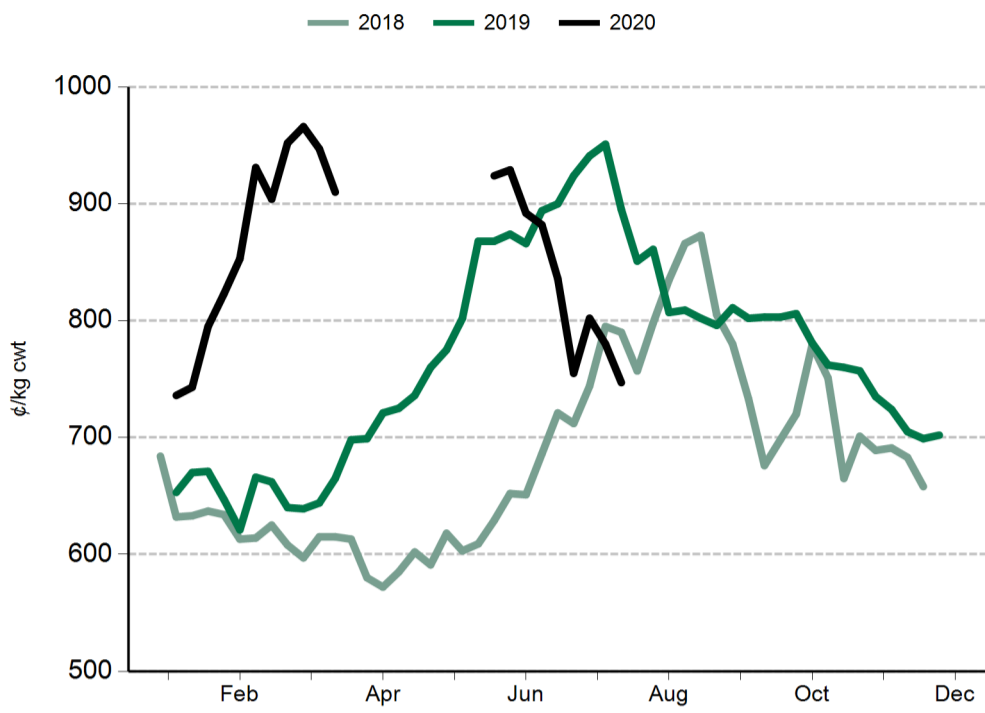
**FAS** – Free alongside ship. Refers to export price quotes where the seller is obliged to pay warehouse services, packing, inland freight and port charges, but not placement of goods onto the ship. The buyer is obliged to pay overseas freight, charges in foreign port, customs duties, quarantine and delivery to final destination. (See also 'FOB').

**EYCI** – Eastern Young Cattle Indicator. A seven day rolling average from 24 saleyards across NSW, Victoria and Queensland. It includes vealer and yearling heifers and steers, grade score C2 or C3, with live weight from 200kg.

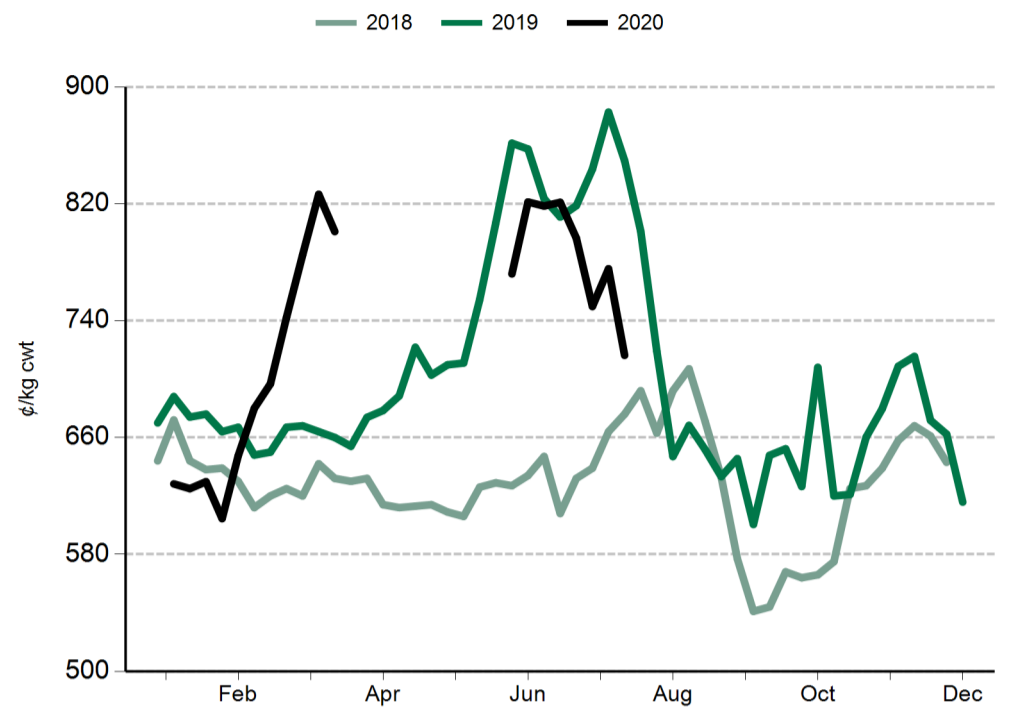
**WYCI** – Western Young Cattle Indicator. A benchmark of the value of young cattle in WA saleyards. It includes vealer and yearling heifers and steers, grade score C2 or C3, 180kg+ live weight.

All data is collected by MLA's NLRS, unless specified otherwise.

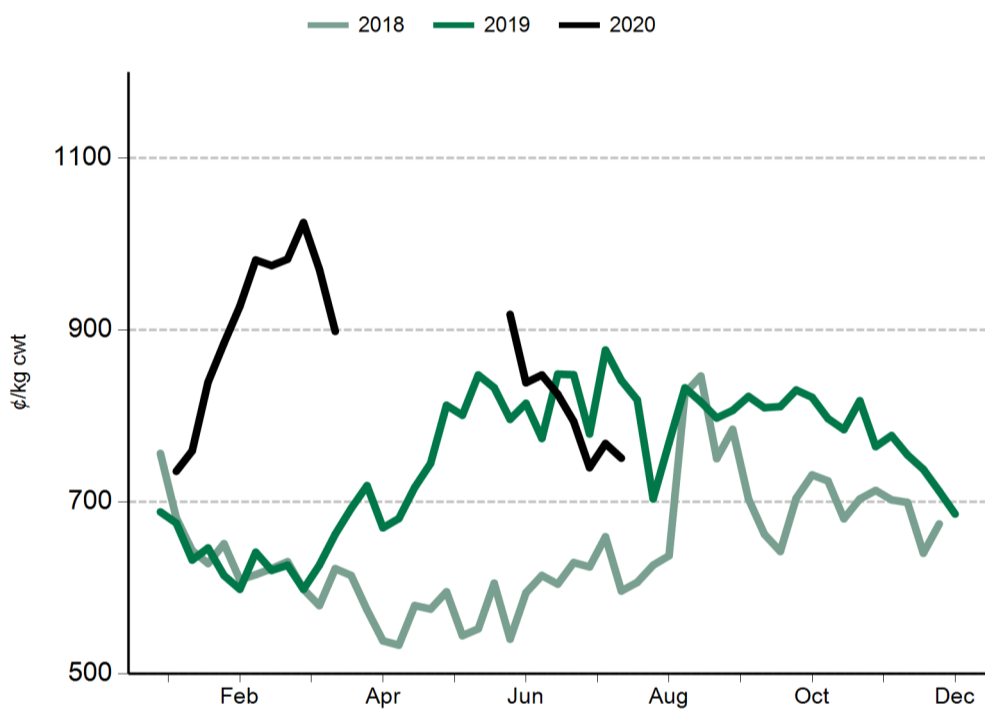
**Eastern States Trade Lamb Indicator (ESTLI)**



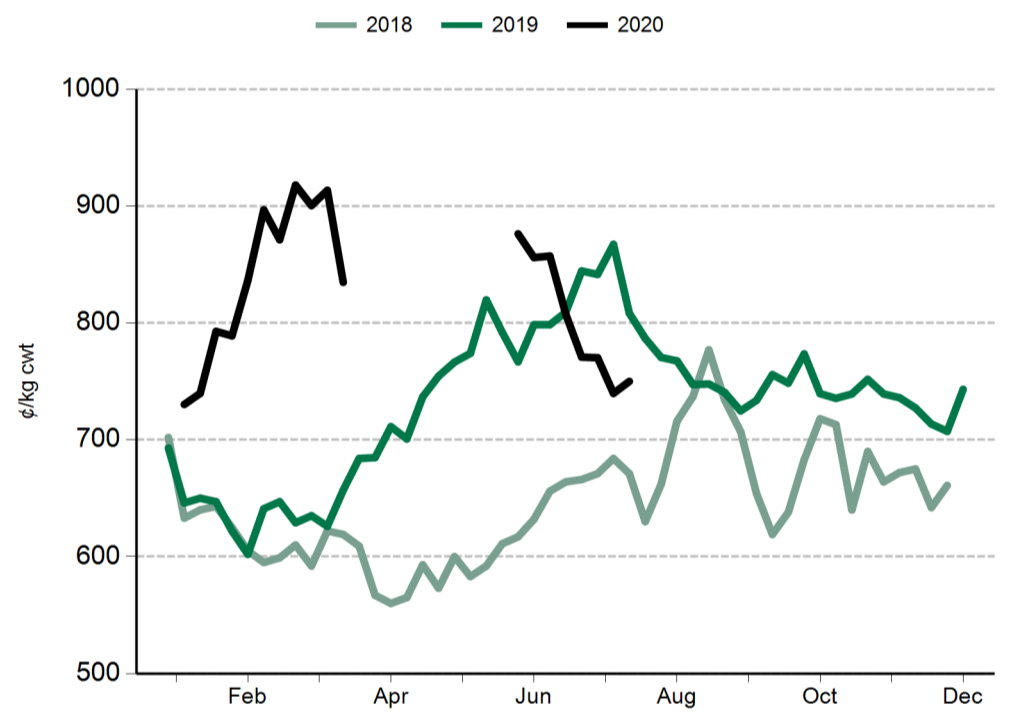
**Western Trade Lamb Indicator (WTLI)**



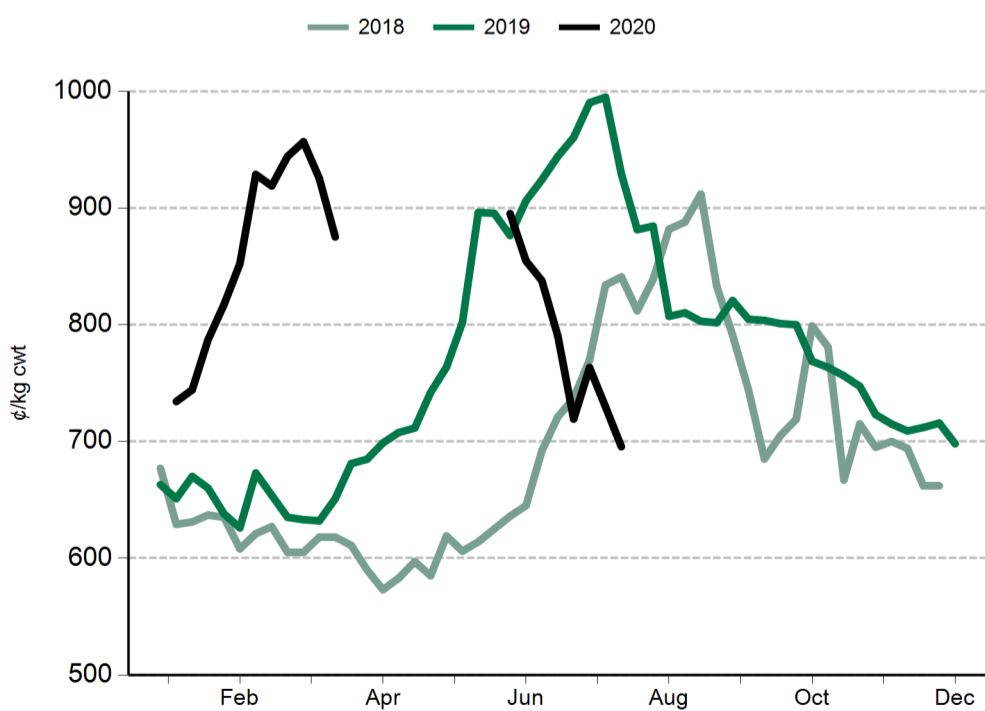
**Restocker lamb**



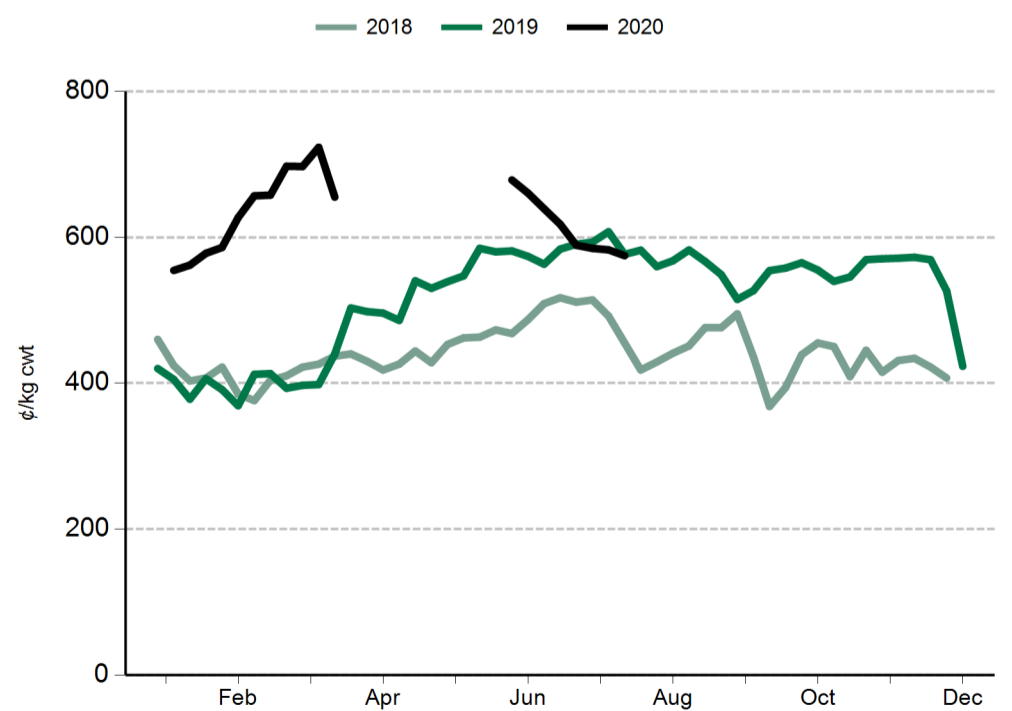
**Light lamb**



**Heavy lamb**



**Mutton**



#### General statistics

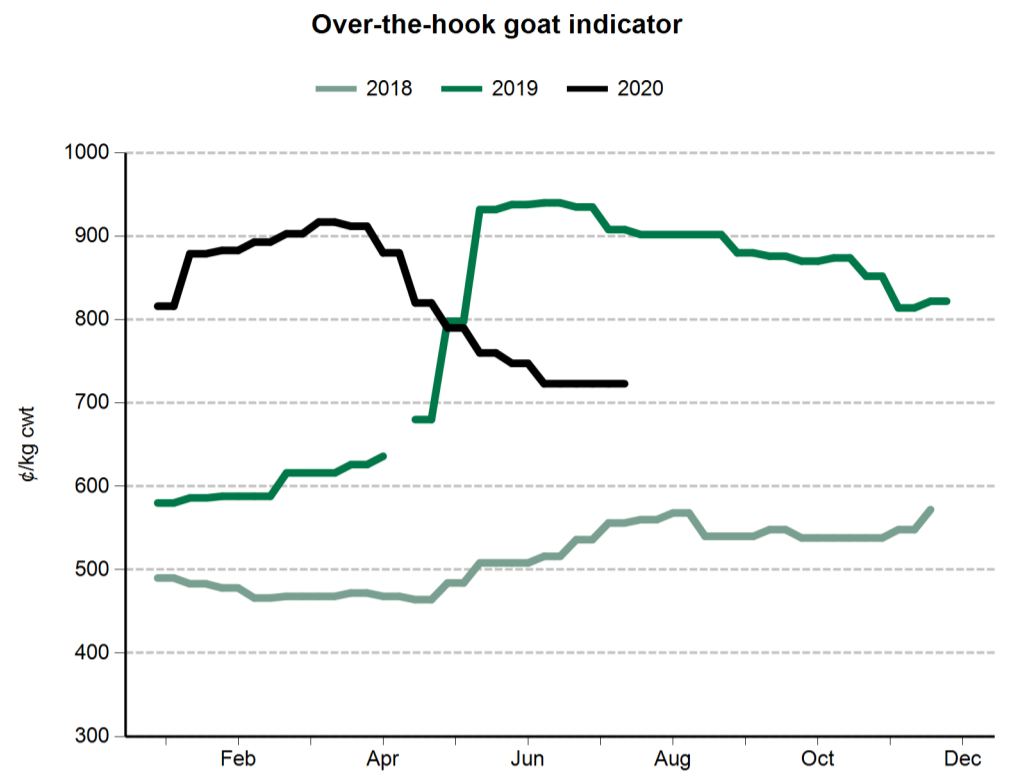
Over-the-hooks goat indicators (A¢/kg cwt)		31 Jul 2020	17 Jul 2020	1 Aug 2019
8.1-10kg		723	723	908
10.1-12kg		723	723	908
12.1-16kg		723	723	908
16.1-20kg		723	723	908
20.1kg+		723	723	908

Skin indicators - Lambs		24 Jul 2020	17 Jul 2020	25 Jul 2019
2" +	16.1 - 20kg	100	100	300
	20.1 - 24kg	188	188	425
	24.1kg +	288	288	525
1" - 2"	16.1 - 20kg	200	200	200
	20.1 - 24kg	50	50	300
	24.1kg +	163	163	425
0.5" - 1"	16.1 - 20kg	nq	nq	nq
	20.1 - 24kg	nq	nq	150
	24.1kg +	125	125	225
New Season	16.1 - 20kg	nq	nq	nq
	20.1 - 24kg	231	231	nq
	24.1kg +	313	313	nq

Skin indicators - Merino sheep (average 25 micron)		24 Jul 2020	17 Jul 2020	25 Jul 2019
1.5" - 2"	16.1 - 20kg	500	500	1000
	20.1 - 24kg	725	725	1163
	24.1kg +	825	825	1288



Grain prices - Darling Downs (A\$/tonne)		24 Jul 2020	17 Jul 2020	25 Jul 2019
Wheat		375	385	385
Barley		335	330	395
Sorghum		310	318	349

Grain prices - Riverina (A\$/tonne)		24 Jul 2020	17 Jul 2020	25 Jul 2019
Wheat		nq	nq	335
Barley		246	246	336

Source: Profarmer Australia

PLEASE NOTE

MLA no longer reports on fodder prices, tallow prices or the EMI on a weekly basis.

These can be accessed separately through these links:

- [Fodder prices \(Dairy Australia\)](#)
- [Tallow prices \(MLA monthly co-product report\)](#)
- [EMI \(AWEX\)](#)

US imported beef prices (CIF)		24 Jul 2020	17 Jul 2020	25 Jul 2019
Bull 95CL	US¢/lb	242.5	240.0	243.0
	A¢/kg	754.3	758.3	768.4
Cow 90CL	US¢/lb	220.5	216.5	220.0
	A¢/kg	685.8	684.1	695.6
CC/CF 85CL	US¢/lb	200.5	197.5	204.0
	A¢/kg	623.6	624.0	645.0
Shank 90CL	US¢/lb	221.5	217.5	225.0
	A¢/kg	689.0	687.2	711.4
Trim 85CL	US¢/lb	199.0	197.0	202.5
	A¢/kg	619.0	622.4	640.3
Trim 80CL	US¢/lb	191.5	191.0	194.0
	A¢/kg	595.6	603.5	613.4
Trim 75CL	US¢/lb	179.5	181.0	185.5
	A¢/kg	558.3	571.9	586.5
Trim 65CL	US¢/lb	nq	nq	nq
	A¢/kg	nq	nq	nq
Outside flats	US¢/lb	nq	nq	nq
	A¢/kg	nq	nq	nq
Knuckles	US¢/lb	262.5	262.5	262.5
	A¢/kg	816.5	829.4	830.0
Inside cap off	US¢/lb	295.0	292.5	284.5
	A¢/kg	917.6	924.2	899.6

Source: Steiner Consulting Group

