

#### 12-months ending October

| Volume<br>(tonnes swt) | Chilled                  |              | Frozen                   |              | Total                    |              |
|------------------------|--------------------------|--------------|--------------------------|--------------|--------------------------|--------------|
|                        | 12-months ending October | Y-O-Y % chg. | 12-months ending October | Y-O-Y % chg. | 12-months ending October | Y-O-Y % chg. |
| <b>Total</b>           | 271,852                  | <b>5</b>     | 323,271                  | <b>-6</b>    | 595,123                  | <b>-1</b>    |
| <b>Australia</b>       | 102,823                  | <b>-11</b>   | 142,365                  | <b>-5</b>    | 245,188                  | <b>-8</b>    |
| <b>US</b>              | 140,858                  | <b>16</b>    | 102,198                  | <b>-22</b>   | 243,056                  | <b>-4</b>    |
| <b>NZ</b>              | 6,825                    | <b>9</b>     | 19,589                   | <b>48</b>    | 26,414                   | <b>36</b>    |
| <b>Canada</b>          | 13,114                   | <b>23</b>    | 35,626                   | <b>23</b>    | 48,740                   | <b>23</b>    |
| <b>Other</b>           | 8,233                    | <b>32</b>    | 23,492                   | <b>23</b>    | 31,726                   | <b>25</b>    |

#### Calendar year-to-October

| Chilled  |              | Frozen   |              | Total    |              |
|----------|--------------|----------|--------------|----------|--------------|
| 2021 YTD | Y-O-Y % chg. | 2021 YTD | Y-O-Y % chg. | 2021 YTD | Y-O-Y % chg. |
| 226,597  | <b>5</b>     | 269,826  | <b>-5</b>    | 496,423  | <b>-1</b>    |
| 83,728   | <b>-12</b>   | 117,905  | <b>-5</b>    | 201,633  | <b>-8</b>    |
| 118,198  | <b>15</b>    | 81,912   | <b>-25</b>   | 200,110  | <b>-6</b>    |
| 5,644    | <b>9</b>     | 17,950   | <b>47</b>    | 23,595   | <b>36</b>    |
| 11,589   | <b>39</b>    | 30,201   | <b>33</b>    | 41,790   | <b>35</b>    |
| 7,438    | <b>45</b>    | 21,857   | <b>30</b>    | 29,295   | <b>33</b>    |

#### Month of October

| Chilled      |              |              | Frozen       |              |              | Total        |              |              |
|--------------|--------------|--------------|--------------|--------------|--------------|--------------|--------------|--------------|
| 2021 October | M-O-M % chg. | Y-O-Y % chg. | 2021 October | M-O-M % chg. | Y-O-Y % chg. | 2021 October | M-O-M % chg. | Y-O-Y % chg. |
| 20,505       | <b>-16</b>   | <b>-4</b>    | 34,695       | <b>32</b>    | <b>17</b>    | 55,200       | <b>9</b>     | <b>8</b>     |
| 6,877        | <b>-31</b>   | <b>-36</b>   | 16,406       | <b>72</b>    | <b>39</b>    | 23,284       | <b>19</b>    | <b>3</b>     |
| 11,205       | <b>-4</b>    | <b>25</b>    | 9,253        | <b>6</b>     | <b>-29</b>   | 20,458       | <b>-</b>     | <b>-7</b>    |
| 552          | <b>-4</b>    | <b>-17</b>   | 1,683        | <b>-14</b>   | <b>162</b>   | 2,235        | <b>-12</b>   | <b>71</b>    |
| 1,024        | <b>-24</b>   | <b>63</b>    | 3,680        | <b>6</b>     | <b>27</b>    | 4,704        | <b>-3</b>    | <b>33</b>    |
| 847          | <b>2</b>     | <b>121</b>   | 3,673        | <b>49</b>    | <b>186</b>   | 4,520        | <b>37</b>    | <b>171</b>   |

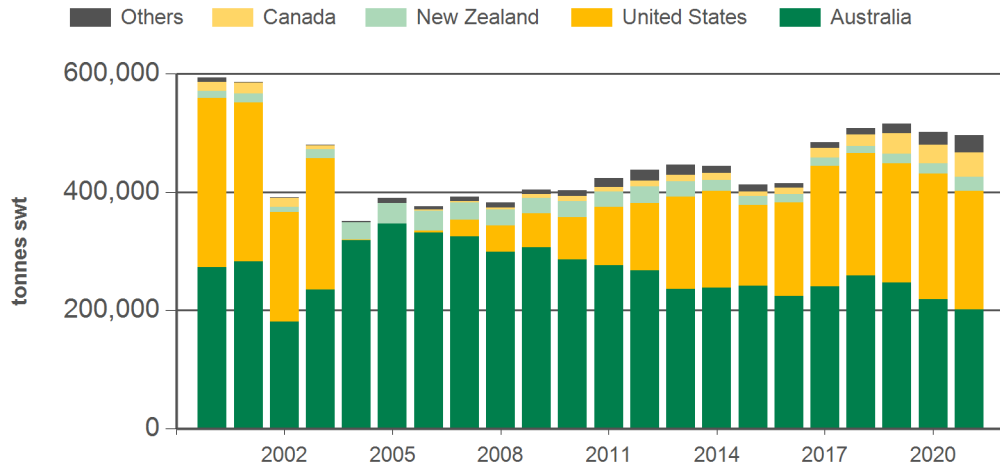
| Value<br>(million Yen) | Chilled                  |              | Frozen                   |              | Total                    |              |
|------------------------|--------------------------|--------------|--------------------------|--------------|--------------------------|--------------|
|                        | 12-months ending October | Y-O-Y % chg. | 12-months ending October | Y-O-Y % chg. | 12-months ending October | Y-O-Y % chg. |
| <b>Total</b>           | 237,846                  | <b>14</b>    | 156,538                  | <b>3</b>     | 394,383                  | <b>9</b>     |
| <b>Australia</b>       | 93,364                   | <b>-</b>     | 69,650                   | <b>-3</b>    | 163,014                  | <b>-1</b>    |
| <b>US</b>              | 120,794                  | <b>23</b>    | 46,821                   | <b>-11</b>   | 167,615                  | <b>11</b>    |
| <b>NZ</b>              | 7,096                    | <b>16</b>    | 11,415                   | <b>56</b>    | 18,511                   | <b>38</b>    |
| <b>Canada</b>          | 10,289                   | <b>42</b>    | 15,715                   | <b>35</b>    | 26,003                   | <b>38</b>    |
| <b>Other</b>           | 6,303                    | <b>24</b>    | 12,937                   | <b>54</b>    | 19,240                   | <b>43</b>    |

| Chilled  |              | Frozen   |              | Total    |              |
|----------|--------------|----------|--------------|----------|--------------|
| 2021 YTD | Y-O-Y % chg. | 2021 YTD | Y-O-Y % chg. | 2021 YTD | Y-O-Y % chg. |
| 202,169  | <b>16</b>    | 134,413  | <b>7</b>     | 336,582  | <b>13</b>    |
| 77,640   | <b>1</b>     | 58,799   | <b>-</b>     | 136,439  | <b>1</b>     |
| 103,584  | <b>26</b>    | 39,065   | <b>-10</b>   | 142,649  | <b>13</b>    |
| 5,968    | <b>20</b>    | 10,540   | <b>56</b>    | 16,509   | <b>41</b>    |
| 9,245    | <b>63</b>    | 13,777   | <b>49</b>    | 23,022   | <b>55</b>    |
| 5,732    | <b>40</b>    | 12,231   | <b>66</b>    | 17,962   | <b>57</b>    |

| Chilled      |              |              | Frozen       |              |              | Total        |              |              |
|--------------|--------------|--------------|--------------|--------------|--------------|--------------|--------------|--------------|
| 2021 October | M-O-M % chg. | Y-O-Y % chg. | 2021 October | M-O-M % chg. | Y-O-Y % chg. | 2021 October | M-O-M % chg. | Y-O-Y % chg. |
| 20,533       | <b>-14</b>   | <b>24</b>    | 20,181       | <b>38</b>    | <b>60</b>    | 40,714       | <b>6</b>     | <b>40</b>    |
| 6,959        | <b>-29</b>   | <b>-20</b>   | 9,407        | <b>74</b>    | <b>71</b>    | 16,366       | <b>7</b>     | <b>16</b>    |
| 11,304       | <b>-1</b>    | <b>72</b>    | 5,596        | <b>17</b>    | <b>10</b>    | 16,901       | <b>4</b>     | <b>45</b>    |
| 609          | <b>-5</b>    | <b>-1</b>    | 1,089        | <b>-9</b>    | <b>213</b>   | 1,698        | <b>-7</b>    | <b>76</b>    |
| 950          | <b>-21</b>   | <b>129</b>   | 2,063        | <b>12</b>    | <b>80</b>    | 3,013        | <b>-1</b>    | <b>93</b>    |
| 711          | <b>6</b>     | <b>165</b>   | 2,026        | <b>41</b>    | <b>276</b>   | 2,737        | <b>30</b>    | <b>240</b>   |

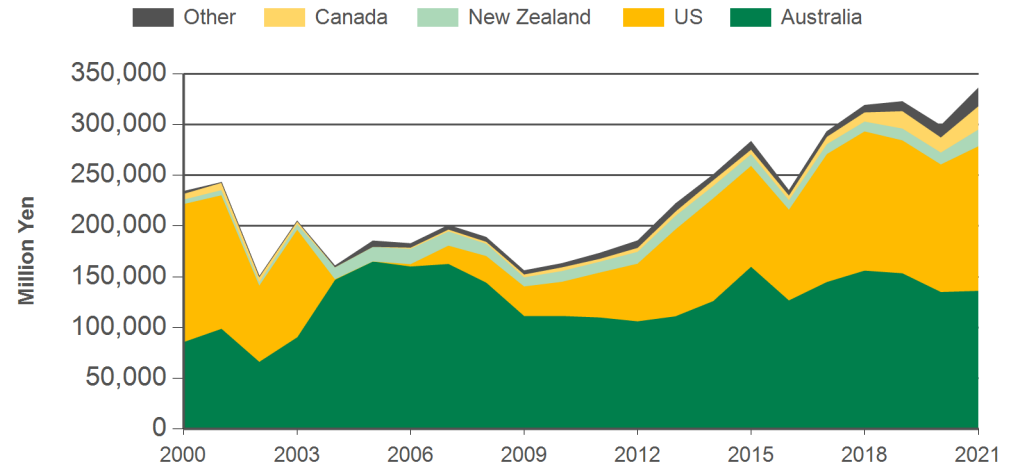
Source: Japan Ministry of Finance. SWT = Shipped weight. YTD = Calendar year-to-October. Y-O-Y = Year-on-year. M-O-M = Month-on-month. Grainfed is the prefix for grainfed beef. For further information email [globalindustryinsights@mla.com.au](mailto:globalindustryinsights@mla.com.au).

#### Year-to-October Japan beef imports - volume



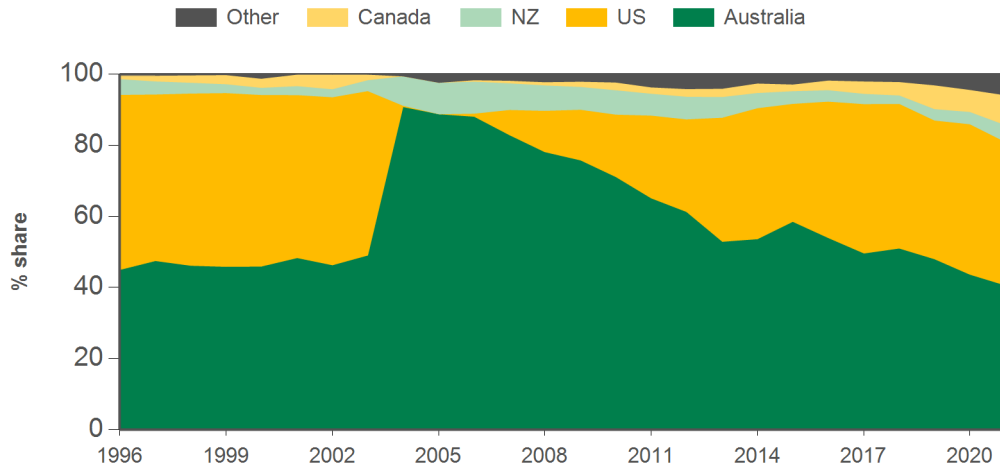
Source: Japan Ministry of Finance, Prepared by MLA

#### Year-to-October Japan beef imports - value



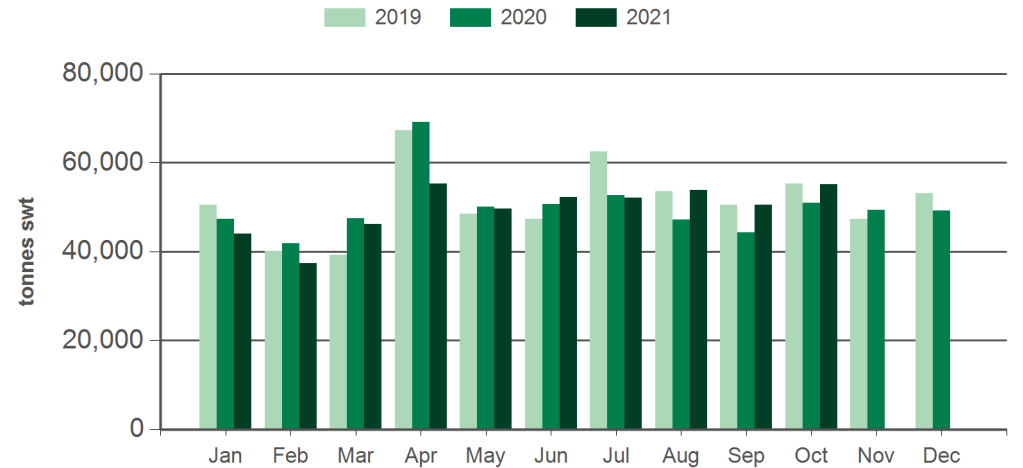
Source: Japan Ministry of Finance, Prepared by MLA

#### Year-to-October imported beef market share



Source: Japan Ministry of Finance, Prepared by MLA. % share based off import volume.

#### Monthly Japan beef imports



Source: Japan Ministry of Finance, Prepared by MLA

**Historical beef imports - Calendar year totals**

| Volume (tonnes swt) | 2006    | 2007    | 2008    | 2009    | 2010    | 2011    | 2012    | 2013    | 2014    | 2015    | 2016    | 2017    | 2018    | 2019    | 2020    | 2021 YTD | Y-O-Y % chg. |
|---------------------|---------|---------|---------|---------|---------|---------|---------|---------|---------|---------|---------|---------|---------|---------|---------|----------|--------------|
| <b>Total</b>        | 460,619 | 473,668 | 458,024 | 481,136 | 499,531 | 517,231 | 514,186 | 534,254 | 518,708 | 493,984 | 503,086 | 572,942 | 607,393 | 615,390 | 600,396 | 496,423  | -1           |
| <b>Australia</b>    | 405,620 | 393,839 | 358,229 | 363,907 | 351,118 | 338,743 | 318,400 | 285,923 | 280,842 | 288,580 | 272,823 | 287,513 | 311,682 | 293,501 | 262,758 | 201,633  | -8           |
| <b>US</b>           | 7,321   | 34,147  | 54,109  | 69,192  | 91,618  | 120,605 | 131,921 | 186,056 | 188,675 | 165,435 | 192,122 | 239,580 | 247,428 | 241,050 | 255,042 | 200,110  | -6           |
| <b>NZ</b>           | 37,931  | 33,710  | 30,792  | 29,558  | 31,584  | 29,737  | 31,412  | 29,429  | 21,943  | 16,652  | 16,393  | 15,748  | 13,948  | 18,571  | 20,181  | 23,595   | 36           |
| <b>Canada</b>       | 2,085   | 3,368   | 4,712   | 8,527   | 12,926  | 10,179  | 11,468  | 12,691  | 13,583  | 9,941   | 13,458  | 18,711  | 21,265  | 42,900  | 38,016  | 41,790   | 35           |
| <b>Other</b>        | 7,662   | 8,604   | 10,181  | 9,951   | 12,285  | 17,969  | 20,985  | 20,156  | 13,664  | 13,377  | 8,290   | 11,389  | 13,071  | 19,368  | 24,398  | 29,295   | 33           |

Source: Japan Ministry of Finance. SWT = Shipped weight. YTD = Calendar year-to-October. Y-O-Y = Year-on-year. For further information email [globalindustryinsights@mla.com.au](mailto:globalindustryinsights@mla.com.au).