

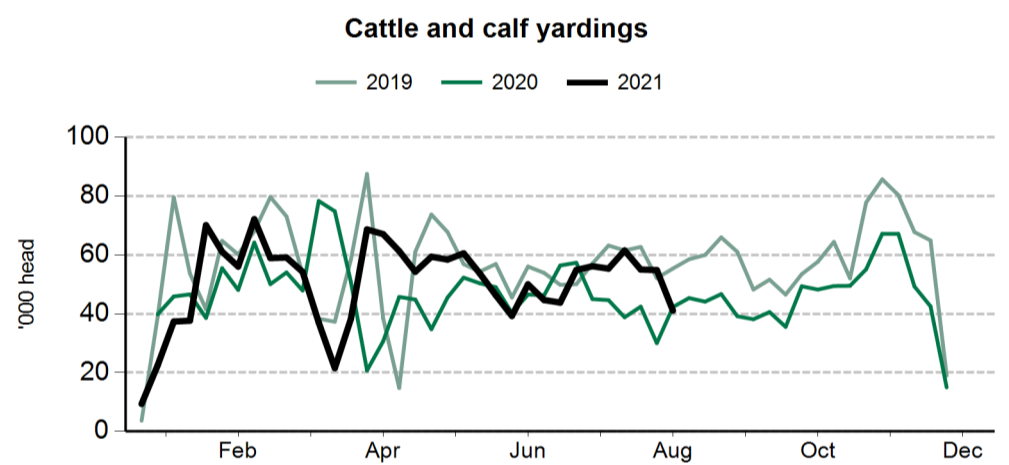
The following weekly statistical summary includes the following information:

- **Livestock movements**.....pages 1-2
 - Cattle yardings
 - Sheep yardings
 - Cattle slaughter
 - Sheep, lamb and goat slaughter
- **Cattle price indicators**.....pages 3-4
 - Saleyard indicators
 - Over-the-hook indicators
 - Live export indicators
- **Sheep and lamb indicators**.....pages 5-6
 - Saleyard indicators
 - Over-the-hook indicators
 - Live export indicators
- **General statistics**.....page 7
 - Over-the-hook goat indicators
 - Skin price indicators
 - Weekly US imported beef indicators

Cattle movements

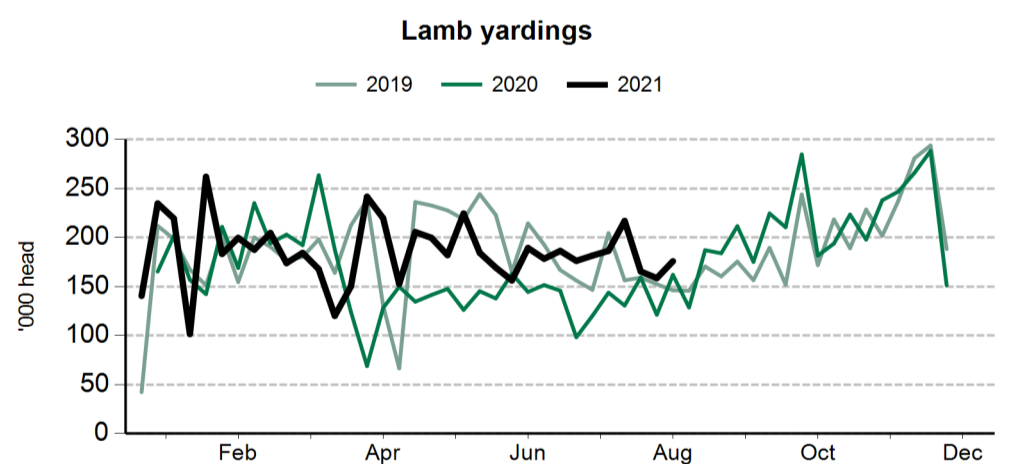
Cattle saleyard throughput		27 Aug 2021	20 Aug 2021	28 Aug 2020
Queensland	Cattle	7,584	21,036	23,404
NSW	Cattle	6,846	10,543	13,260
Victoria	Cattle	3,712	5,913	5,157
SA	Cattle	879	1,093	1,236
WA	Cattle	1,693	2,444	2,194
Tasmania	Cattle	38	35	90

Cattle slaughter		20 Aug 2021	28 Aug 2020
Queensland	Cattle	53,351	47,809
	Calves	79	96
NSW	Cattle	26,645	30,923
	Calves	19	1,486
Victoria	Cattle	11,008	15,334
	Calves	3,165	3,742
SA	Cattle	2,483	3,233
	Calves	8	10
Tasmania	Cattle	2,229	4,501
	Calves	4,837	3,480

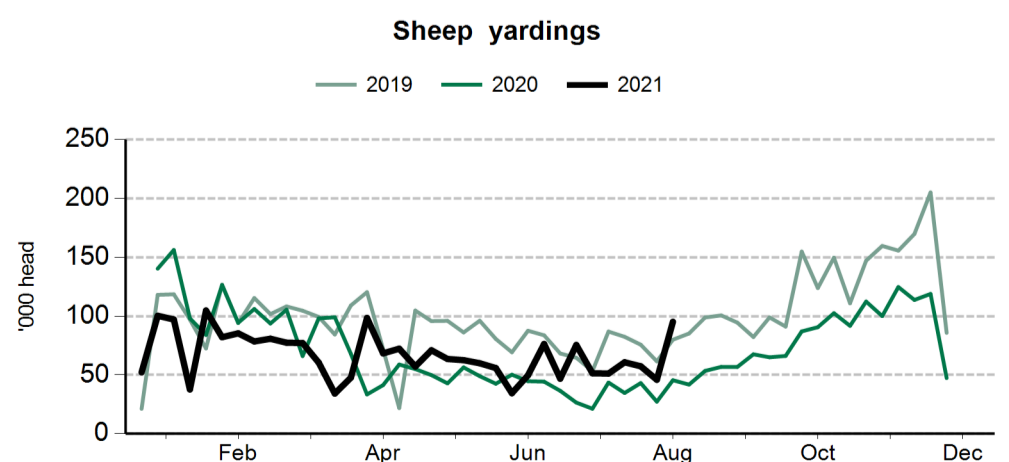


Smallstock movements

Sheep and lamb saleyard throughput		27 Aug 2021	20 Aug 2021	28 Aug 2020
NSW	Lambs	67,368	130,659	92,084
	Sheep	18,744	58,270	19,168
Victoria	Lambs	23,196	26,694	22,257
	Sheep	12,934	21,467	9,120
SA	Lambs	12,484	8,843	6,242
	Sheep	6,867	4,075	2,628
WA	Lambs	3,264	8,056	6,680
	Sheep	2,411	10,646	10,500
Tasmania	Lambs	937	1,075	575
	Sheep	492	625	250

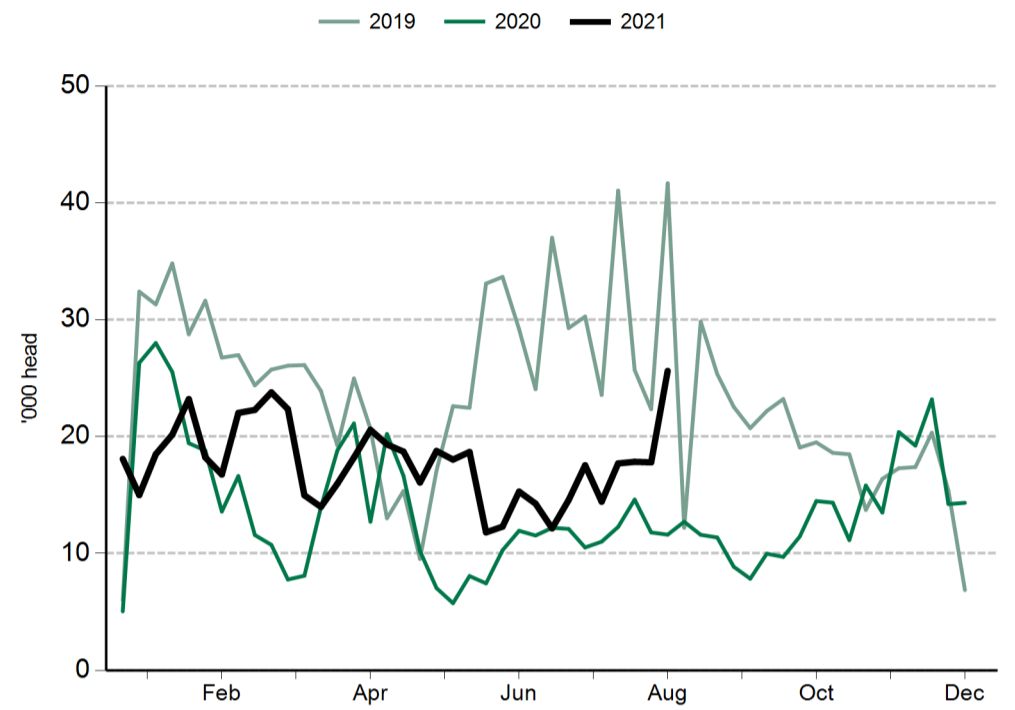


Sheep and lamb slaughter		20 Aug 2021	28 Aug 2020
Queensland	Lambs	418	146
	Sheep	1,729	2,216
NSW	Lambs	97,730	115,237
	Sheep	29,967	38,295
Victoria	Lambs	153,122	128,183
	Sheep	23,854	21,003
SA	Lambs	51,123	48,736
	Sheep	3,126	8,137
Tasmania	Lambs	4,895	3,545
	Sheep	439	13

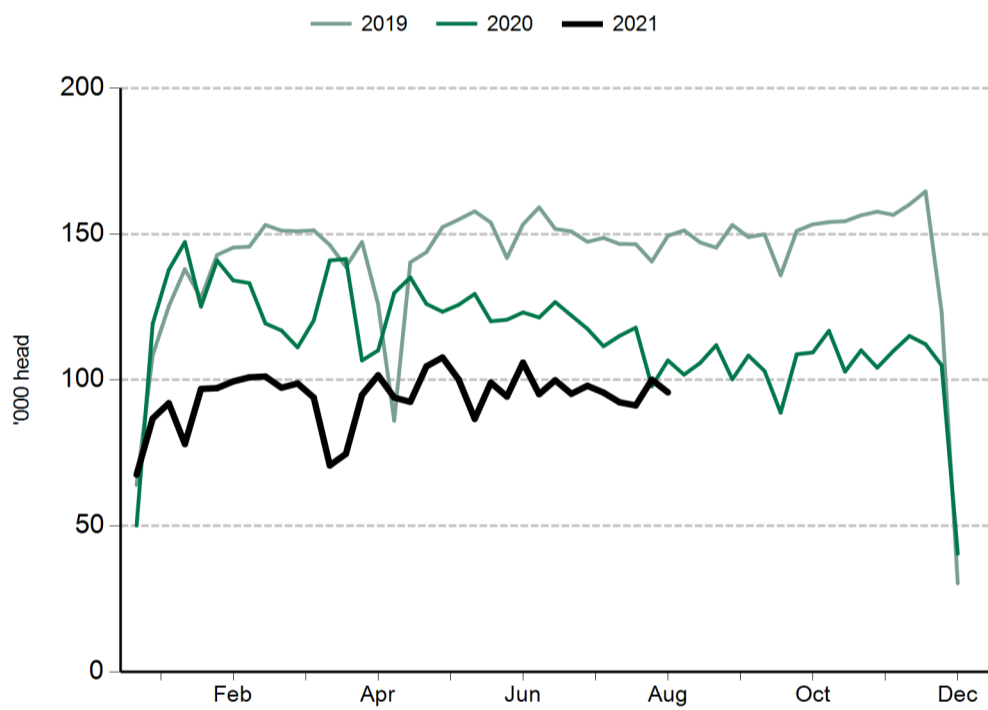


Goat slaughter		20 Aug 2021	28 Aug 2020
Queensland	Goats	9,929	8,984
NSW	Goats	3,419	916
Victoria	Goats	10,576	2,542
SA	Goats	1,696	266
Tasmania	Goats	nq	nq

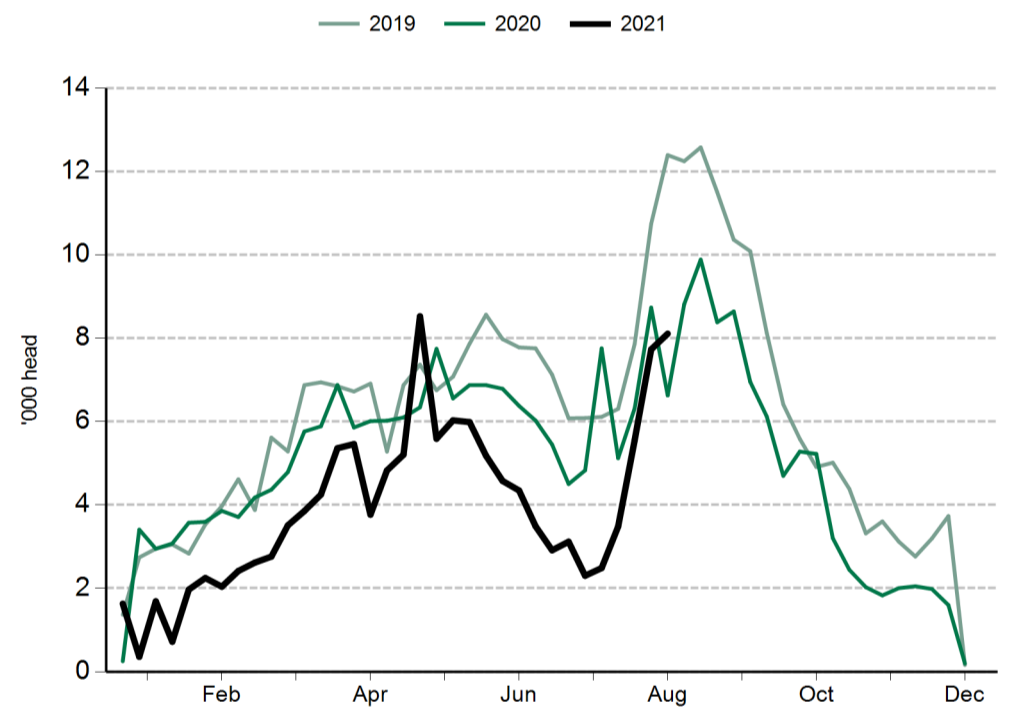
Goat slaughter



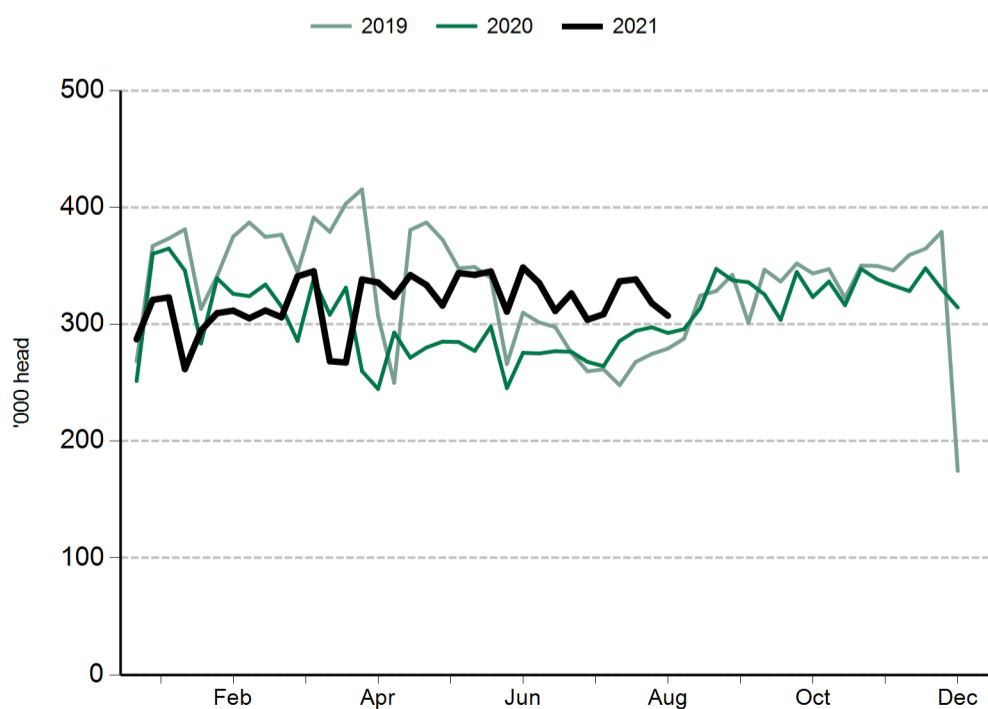
Cattle slaughter



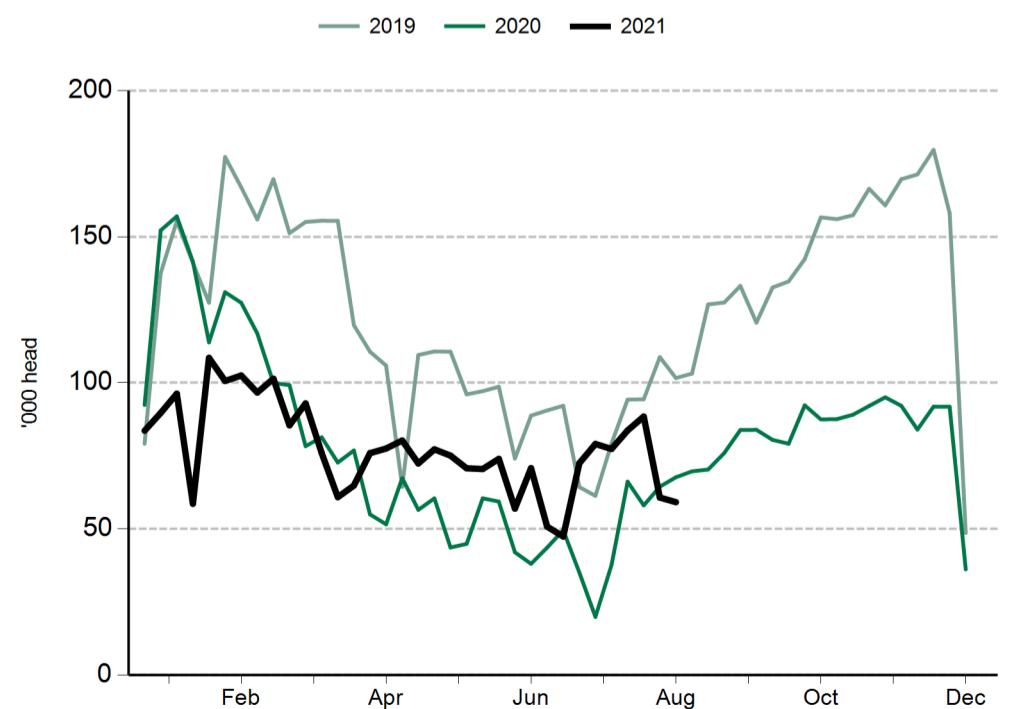
Calf slaughter



Lamb slaughter



Sheep slaughter



Cattle prices

National saleyard indicators	Live weight	Muscle/Fat	Unit	31 Aug 2021	1 Sep 2020
Restocker Steer	200-280kg	C2	¢/kg lwt	612	449
Feeder Steer	330-400kg	C2	¢/kg lwt	530	403
Vealer Steer	280-330kg	C2	¢/kg lwt	548	431
			¢/kg cwt	1038	829
Trade Steer	330-400kg	C3	¢/kg lwt	527	411
			¢/kg cwt	996	758
Medium Steer	400-500kg	C3	¢/kg lwt	420	355
			¢/kg cwt	787	663
Heavy Steer	500-600kg	C4	¢/kg lwt	414	373
			¢/kg cwt	761	683
Medium Cow	400-520kg	D3	¢/kg lwt	335	262
			¢/kg cwt	680	547
Eastern Young Cattle Indicator (EYCI)			¢/kg cwt	995.00	784.5

Eastern states OTH indicators	Carcase weight	Muscle	Unit	27 Aug 2021	4 Sep 2020
Trade steer	240-260kg	A-C	¢/kg cwt	687	589
Medium steer	260-280kg	A-C	¢/kg cwt	690	612
Heavy steer	300-400kg	A-C	¢/kg cwt	697	621
Medium cow	260-280kg	A-E	¢/kg cwt	612	512
MSA trade steer	240-260kg	A-C	¢/kg cwt	697	639

Feeder cattle indicators - paddock sales	Unit	28 Aug 2020
Domestic		
Steers 280-350kg	¢/kg lwt	409
Heifers 280-350kg	¢/kg lwt	370
Export		
Shortfed 100-120 DOF	¢/kg lwt	374
Mediumfed 120-220 DOF	¢/kg lwt	410
Longfed 220+ DOF	¢/kg lwt	330

State saleyard indicators				Queensland		NSW		Victoria		SA		Tasmania	
Category	Live weight	Muscle/Fat	Unit	31 Aug 2021	1 Sep 2020	31 Aug 2021	1 Sep 2020	31 Aug 2021	1 Sep 2020	31 Aug 2021	1 Sep 2020	31 Aug 2021	1 Sep 2020
Restocker Steer	200-280kg	C2	¢/kg lwt	612	446	615	468	nq	nq	nq	nq	nq	nq
Feeder Steer	330-400kg	C2	¢/kg lwt	525	392	536	413	557	402	504	nq	nq	nq
Vealer Steer	280-330kg	C2	¢/kg lwt	464	384	599	451	539	420	nq	400	nq	nq
			¢/kg cwt	892	738	1128	865	996	788	nq	800	nq	nq
Trade Steer	330-400kg	C3	¢/kg lwt	460	418	539	414	503	391	539	402	nq	363
			¢/kg cwt	836	760	991	761	943	731	1078	757	nq	660
Medium Steer	400-500kg	C3	¢/kg lwt	423	330	436	358	489	367	500	392	nq	nq
			¢/kg cwt	786	611	815	668	913	670	909	769	nq	nq
Heavy Steer	500-600kg	C4	¢/kg lwt	397	344	439	371	477	387	nq	nq	nq	nq
			¢/kg cwt	728	618	805	679	876	705	nq	nq	nq	nq
Medium Cow	400-520kg	D3	¢/kg lwt	326	256	371	285	384	289	nq	nq	245	241
			¢/kg cwt	667	535	768	598	789	593	nq	nq	511	517

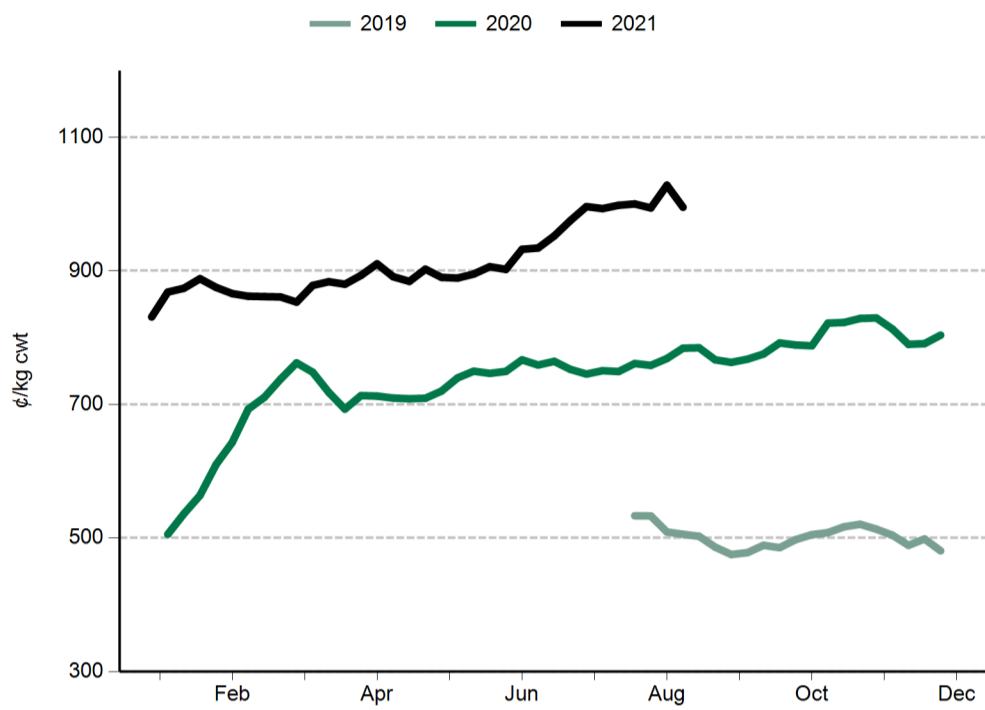
State over-the-hooks indicators				Queensland		NSW		Victoria		SA		Tasmania	
Category	Carcase weight	Muscle	Unit	27 Aug 2021	4 Sep 2020	27 Aug 2021	4 Sep 2020	27 Aug 2021	4 Sep 2020	27 Aug 2021	4 Sep 2020	27 Aug 2021	4 Sep 2020
Trade steer	240-260kg	A-C	¢/kg cwt	685	619	688	586	751	644	nq	nq	625	507
Medium steer	260-280kg	A-C	¢/kg cwt	678	618	690	580	742	637	nq	nq	650	nq
Heavy steer	300-400kg	A-C	¢/kg cwt	689	629	703	590	748	643	nq	nq	650	nq
Medium cow	260-280kg	A-E	¢/kg cwt	609	538	606	511	593	511	662	533	590	467
MSA trade steer	240-260kg	A-C	¢/kg cwt	690	645	756	632	nq	nq	645	nq	nq	nq

WA saleyard indicators	Unit	31 Aug 2021	1 Sep 2020
WYCI	¢/kg cwt	916	759
Medium Steer	¢/kg lwt	390	354
Medium Cow	¢/kg lwt	311	254

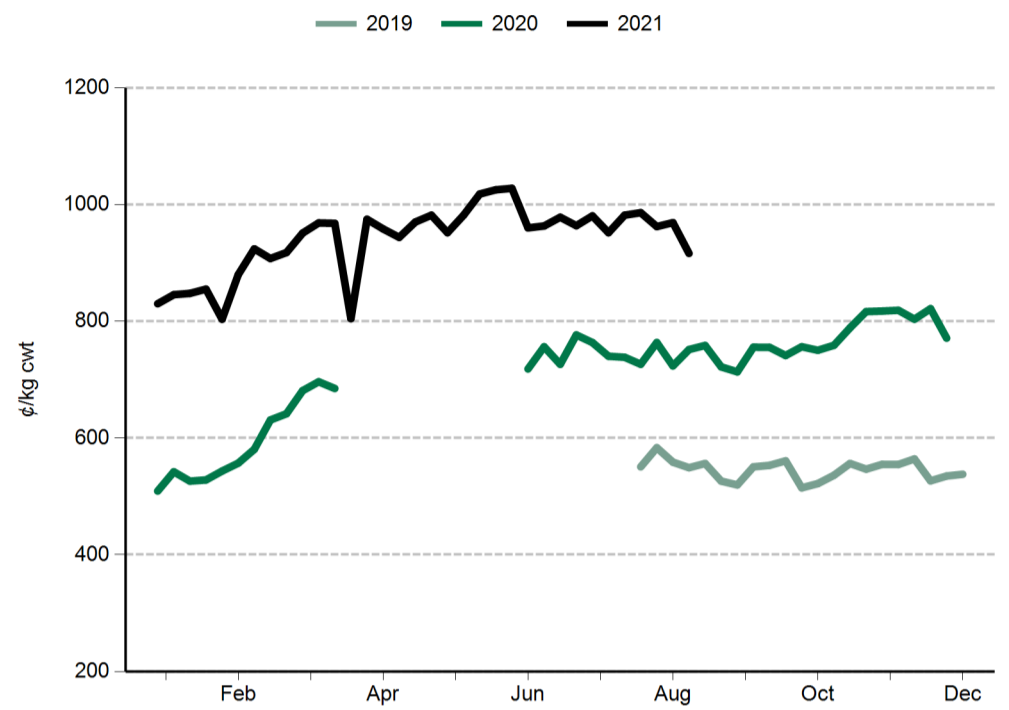
WA over-the-hooks indicators	Unit	4 Sep 2020
Grassfed yearling	¢/kg cwt	565
Grainfed yearling	¢/kg cwt	565
MSA yearling	¢/kg cwt	590

Live Export Price Quotes			Unit	20 Aug 2021	28 Aug 2020
Light Steer	260 - 360 kg	Townsville	¢/kg lwt	nq	340
	260 - 360 kg	Darwin	¢/kg lwt	nq	355
Light Heifer	260 - 360 kg	Townsville	¢/kg lwt	nq	305
	260 - 360 kg	Darwin	¢/kg lwt	nq	320

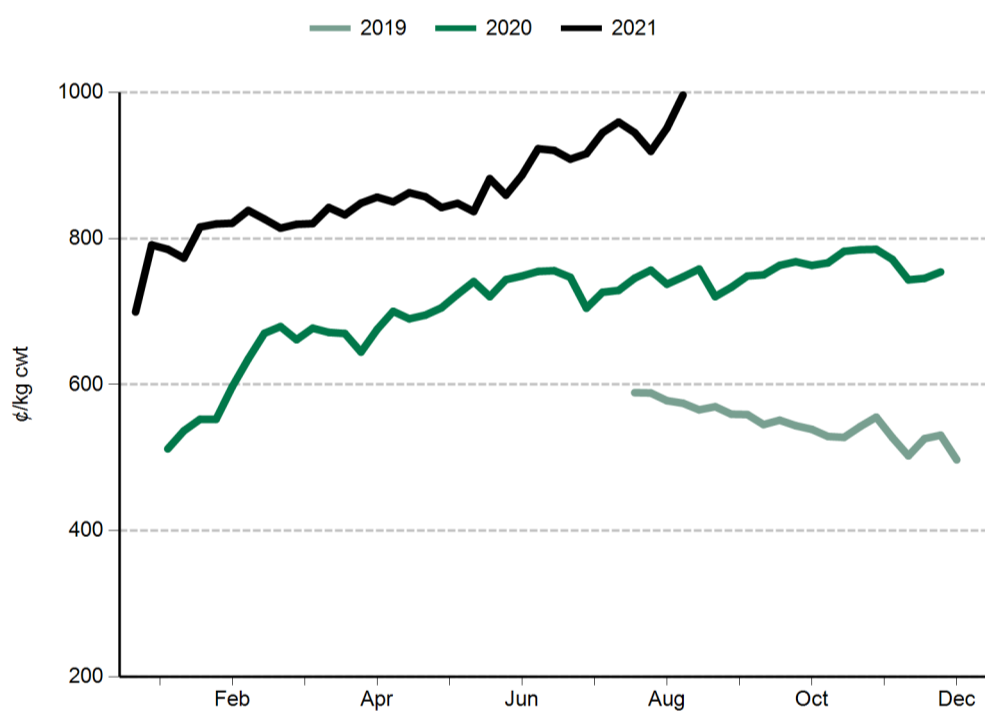
Eastern Young Cattle Indicator (EYCI)



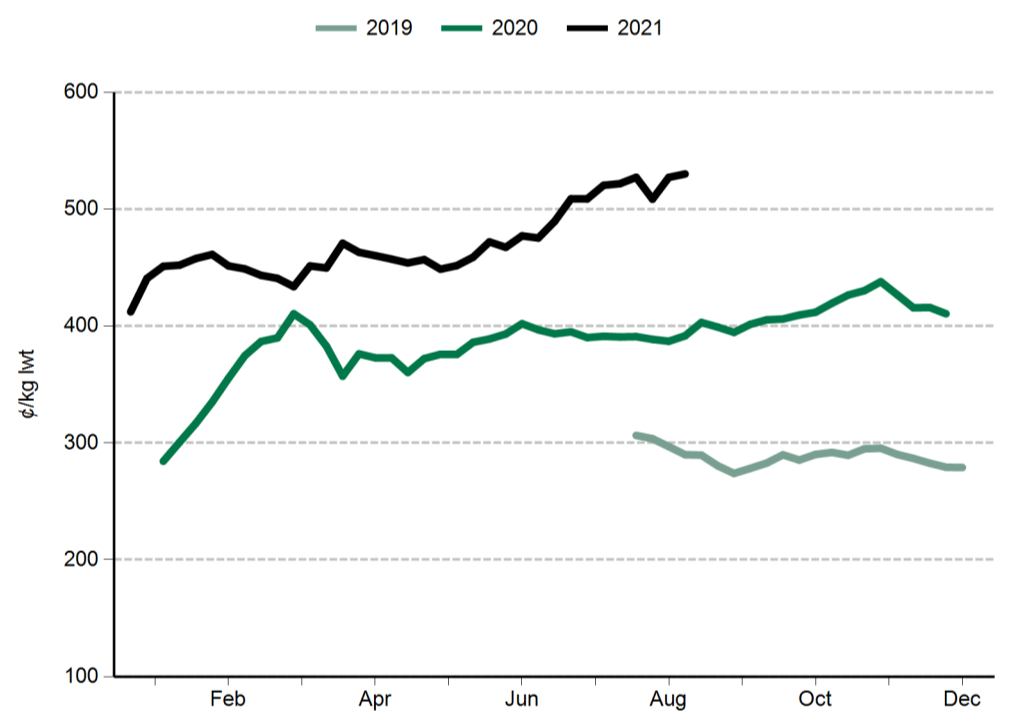
Western Young Cattle Indicator (WYCI)



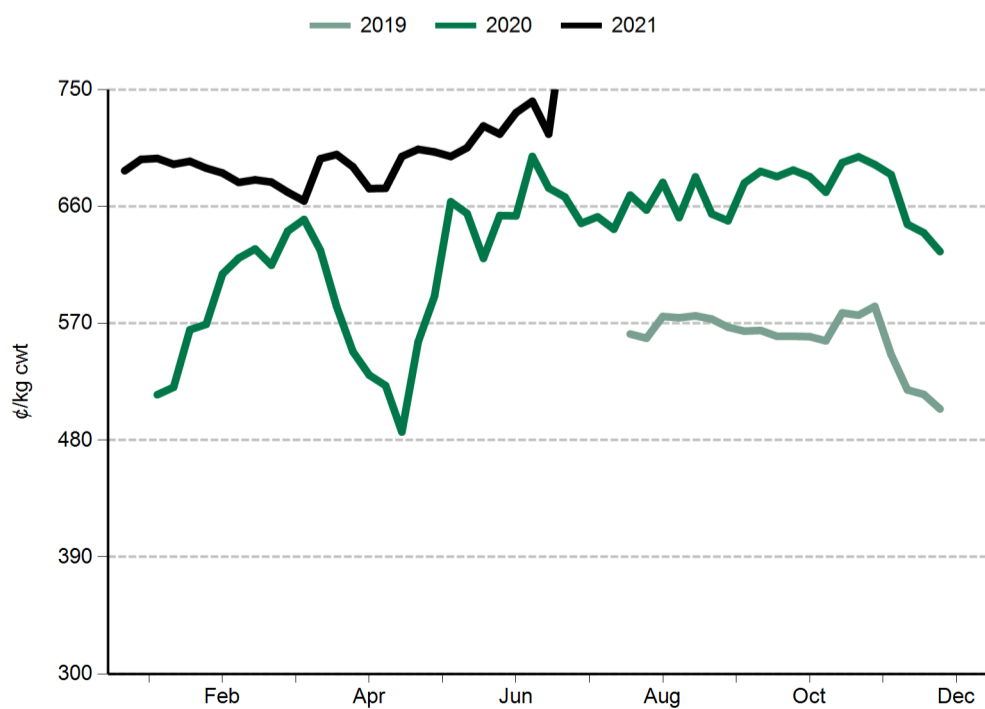
Trade steer



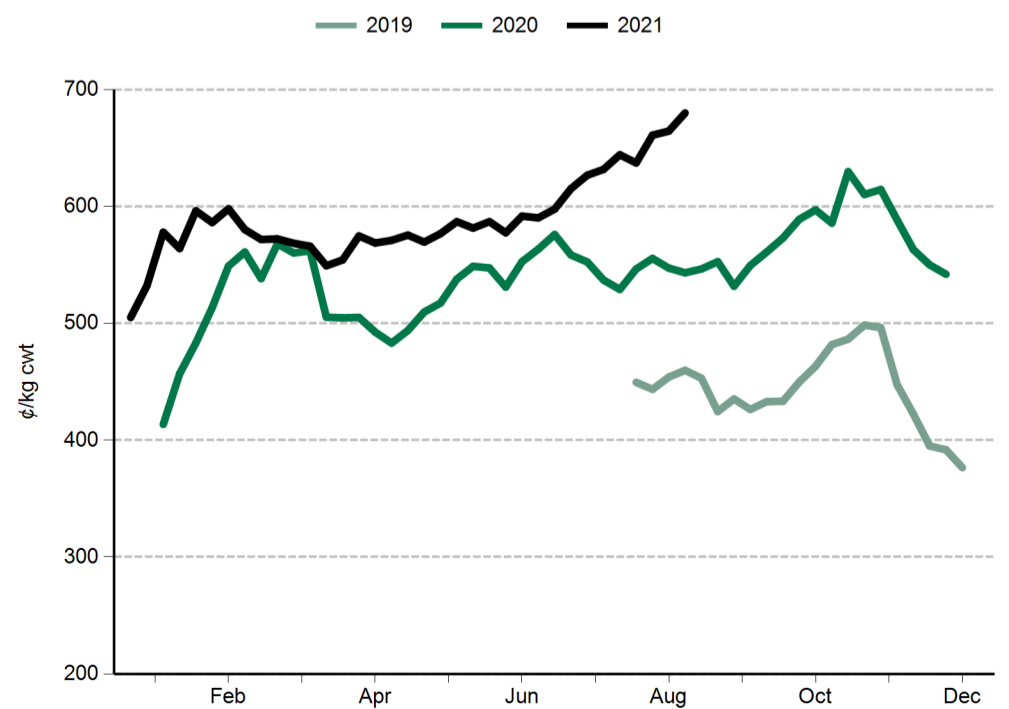
Feeder steer



Heavy steer



Medium cow



Sheep and lamb prices

Eastern States Trade Lamb Indicator (¢/kg cwt)	31 Aug 2021	1 Sep 2020
ESTLI	956	681

National saleyard sheep and lamb indicators (¢/kg cwt)		31 Aug 2021	1 Sep 2020
Merino lamb	16-22kg	838	639
Restocker/feeder lamb	0-18kg	1024	752
Light lamb	12-18kg	855	672
Trade lamb	18-22kg	947	679
Heavy lamb	22+kg	970	646
Mutton	18-24kg	675	553

National OTH sheep and lamb indicators (¢/kg cwt)		27 Aug 2021	4 Sep 2020
Medium trade lamb	18-20kg	839	662
Heavy trade lamb	20-22kg	839	652
Heavy lamb	22-24kg	836	655
Mutton	18-24kg	653	523

State saleyard sheep and lamb indicators (¢/kg cwt)		Victoria		NSW		SA		WA		Tasmania	
		31 Aug 2021	1 Sep 2020	31 Aug 2021	1 Sep 2020	31 Aug 2021	1 Sep 2020	31 Aug 2021	1 Sep 2020	31 Aug 2021	1 Sep 2020
Merino lamb	16-22kg	878	629	850	652	878	592	721	634	nq	nq
Restocker/feeder lamb	0-18kg	934	723	1069	835	1023	630	437	608	662	613
Light lamb	12-18kg	839	668	891	725	903	629	713	621	737	740
Trade lamb	18-22kg	934	665	962	685	949	639	753	640	800	679
Heavy lamb	22+kg	989	642	973	647	941	618	781	680	948	598
Mutton	18-24kg	693	550	677	602	644	513	591	487	715	538

Over-the-hooks sheep and lamb indicators (¢/kg cwt)		Victoria		NSW		SA		WA		Tasmania	
		27 Aug 2021	4 Sep 2020	27 Aug 2021	4 Sep 2020	27 Aug 2021	4 Sep 2020	27 Aug 2021	4 Sep 2020	27 Aug 2021	4 Sep 2020
Medium trade lamb	18-20kg	834	678	833	620	880	657	808	695	nq	nq
Heavy trade lamb	20-22kg	834	663	833	620	880	630	808	695	nq	nq
Heavy lamb	22-24kg	823	675	833	620	880	630	808	695	nq	nq
Mutton	18-24kg	660	495	672	525	633	560	647	513	nq	nq

Live export price quotes (A\$/head)		24 Aug 2021	1 Sep 2020
Live wether	Muchea	nq	nq

Glossary:

cwt – carcase weight

lwt – live weight

OTH – over-the-hooks. Refers to the marketing of cattle/sheep/lambs directly from the farm to an abattoir where a producer is paid for the value of the carcase based on a sliding grid.

CIF – Cost, insurance, freight. The quoted price for the goods including freight and insurance costs delivered to final destination.

C&F – Cost and freight. Refers to the quoted price for the goods, including freight to the delivery point, but not insurance.

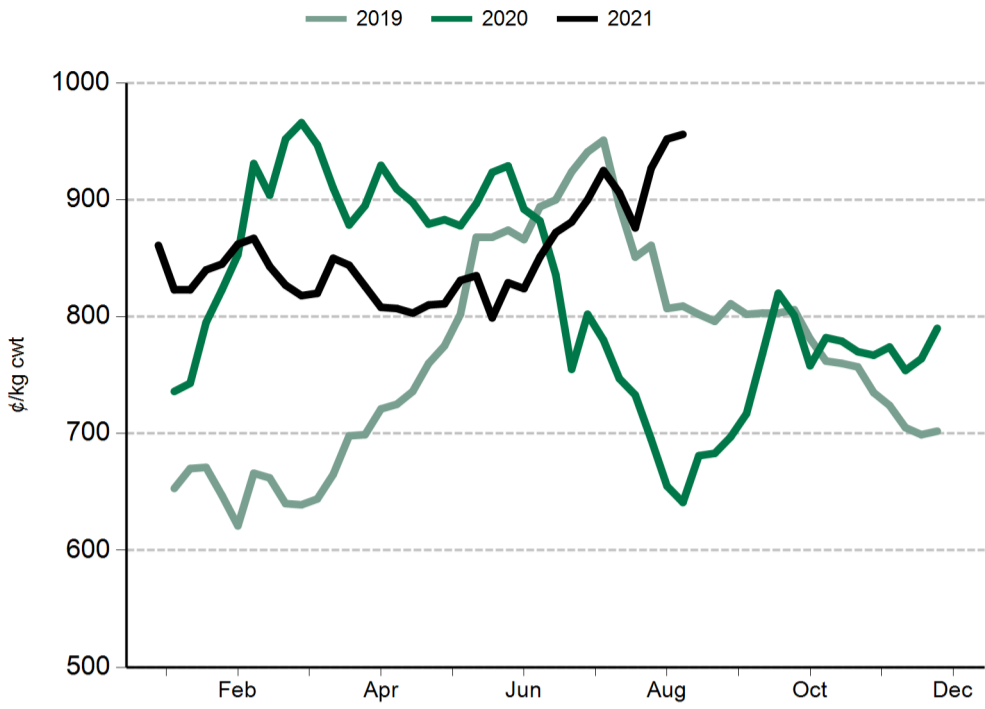
FAS – Free alongside ship. Refers to export price quotes where the seller is obliged to pay warehouse services, packing, inland freight and port charges, but not placement of goods onto the ship. The buyer is obliged to pay overseas freight, charges in foreign port, customs duties, quarantine and delivery to final destination. (See also 'FOB').

EYCI – Eastern Young Cattle Indicator. A seven day rolling average from 24 saleyards across NSW, Victoria and Queensland. It includes vealer and yearling heifers and steers, grade score C2 or C3, with live weight from 200kg.

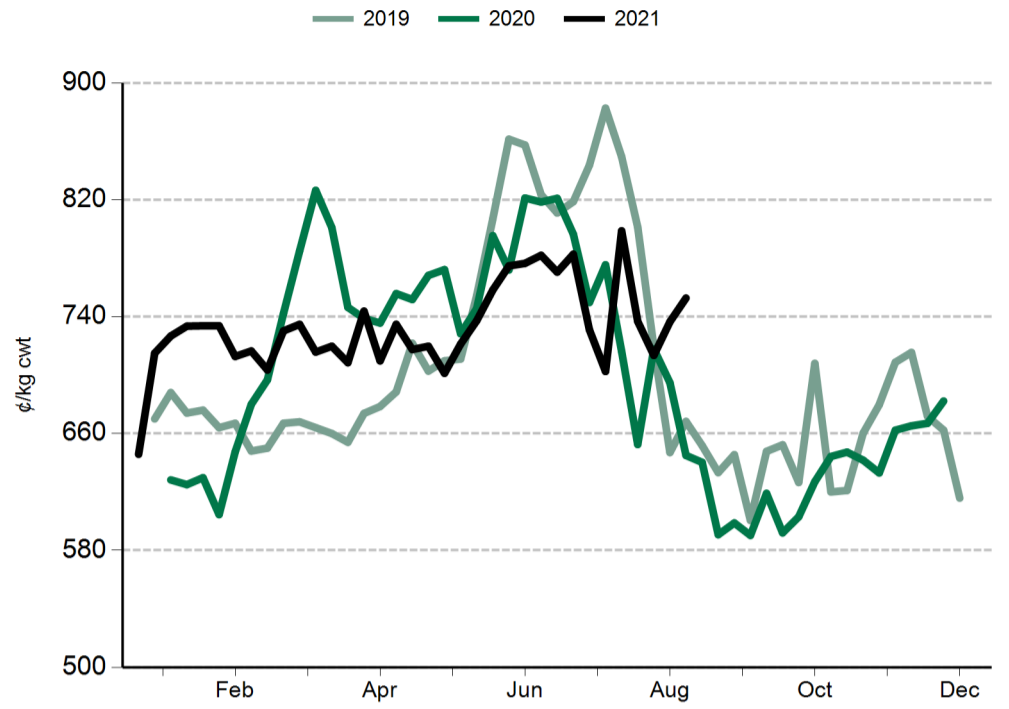
WYCI – Western Young Cattle Indicator. A benchmark of the value of young cattle in WA saleyards. It includes vealer and yearling heifers and steers, grade score C2 or C3, 180kg+ live weight.

All data is collected by MLA's NLRS, unless specified otherwise.

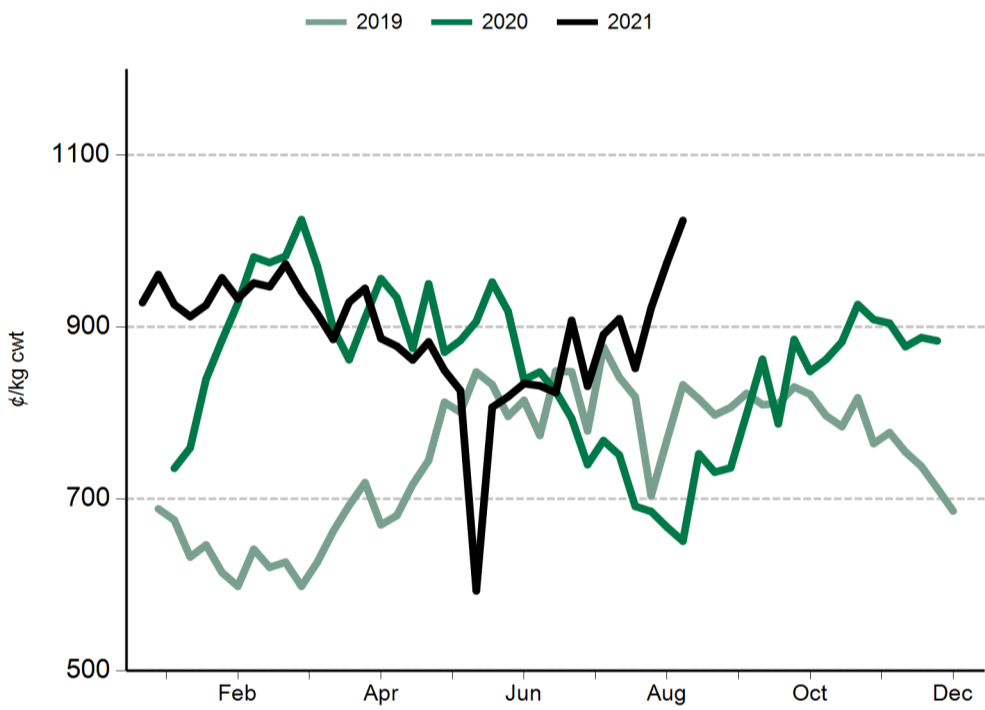
Eastern States Trade Lamb Indicator (ESTLI)



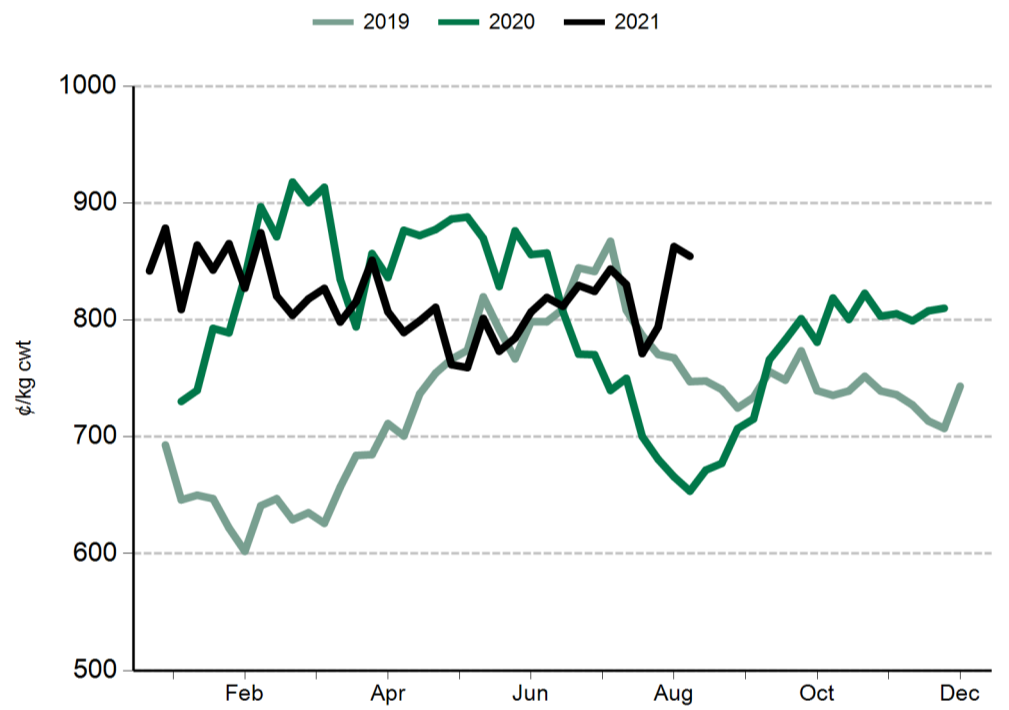
Western Trade Lamb Indicator (WTLI)



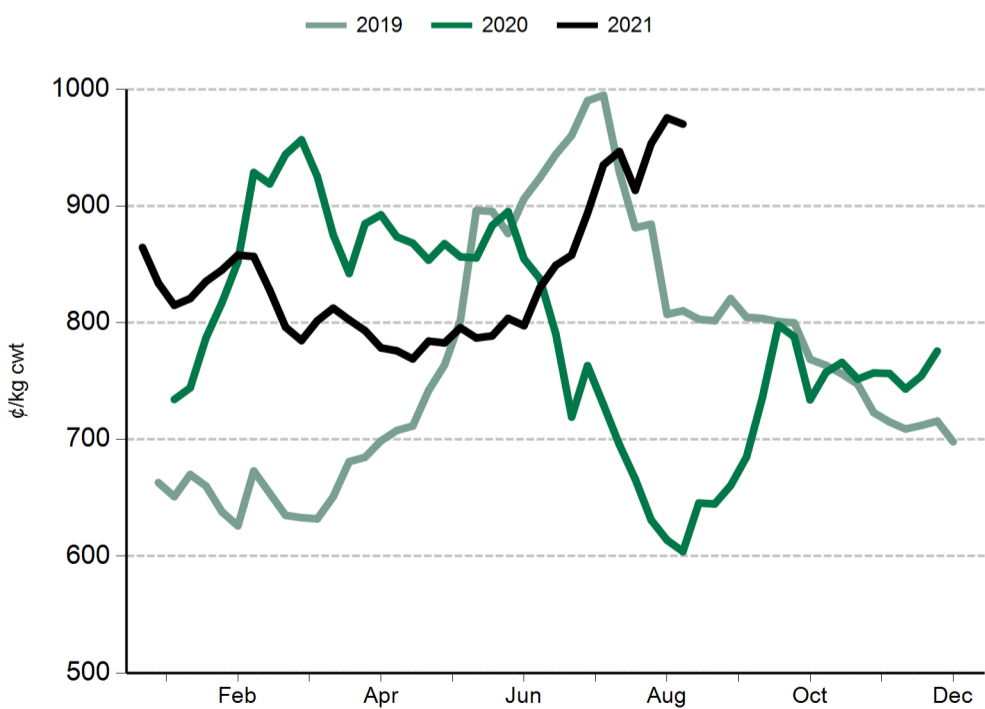
Restocker lamb



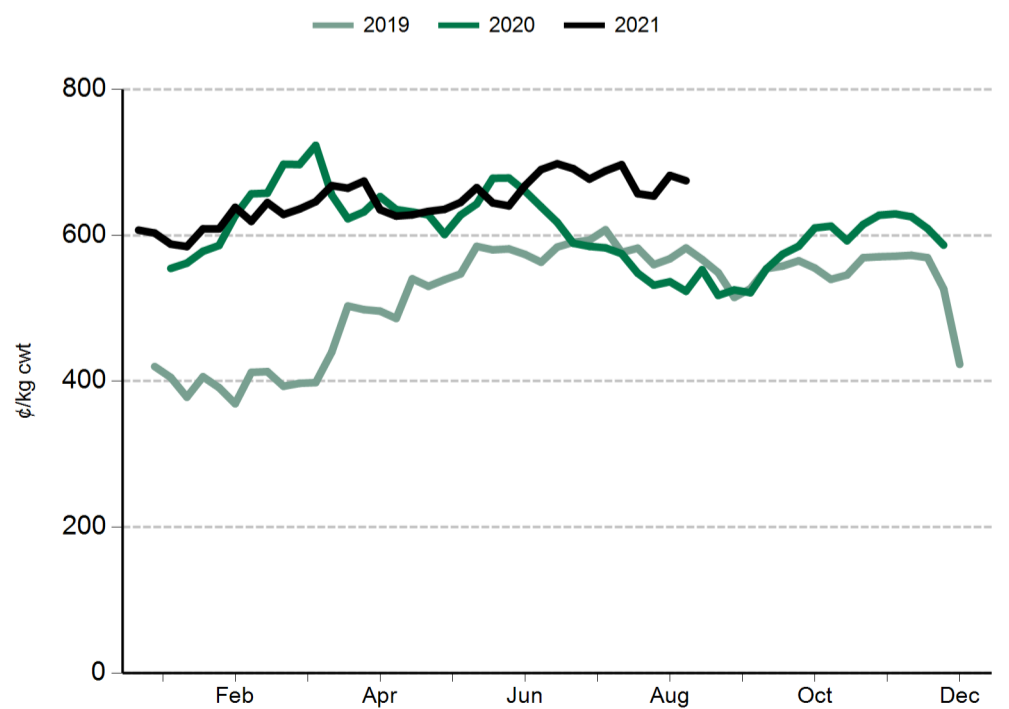
Light lamb



Heavy lamb

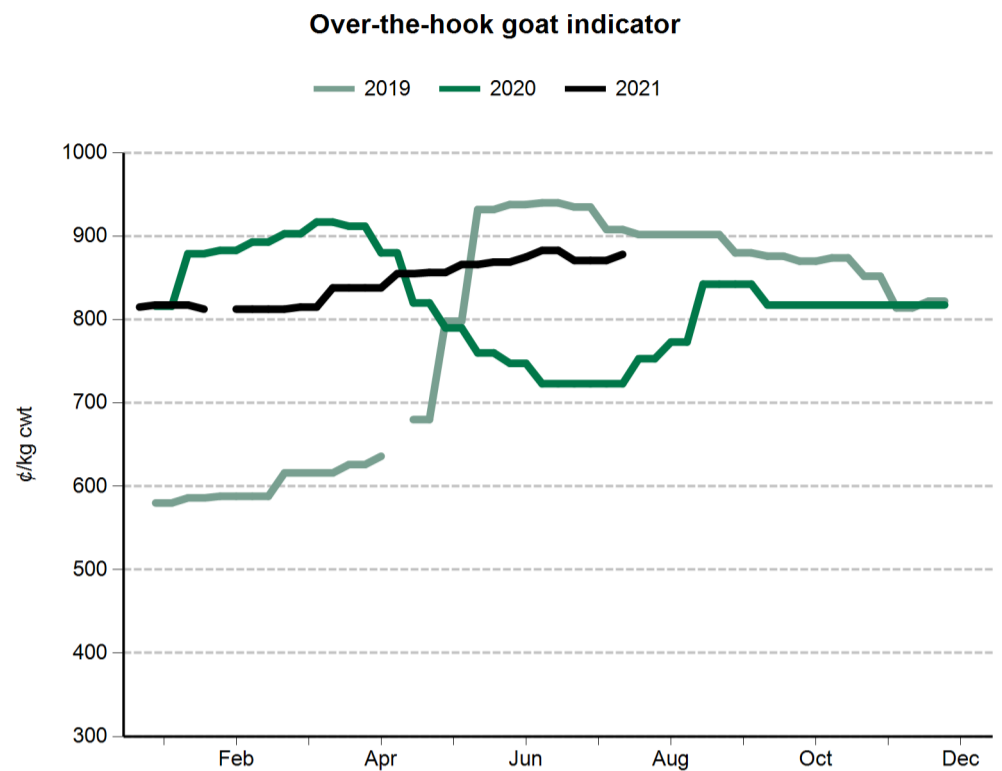


Mutton



General statistics

Over-the-hooks goat indicators (A¢/kg cwt)		4 Sep 2020
8.1-10kg		843
10.1-12kg		843
12.1-16kg		843
16.1-20kg		843
20.1kg+		843
Skin indicators - Lambs		28 Aug 2020
2" +	16.1 - 20kg	100
	20.1 - 24kg	188
	24.1kg +	288
1" - 2"	16.1 - 20kg	200
	20.1 - 24kg	50
	24.1kg +	163
0.5" - 1"	16.1 - 20kg	nq
	20.1 - 24kg	nq
	24.1kg +	125
New Season	16.1 - 20kg	nq
	20.1 - 24kg	231
	24.1kg +	313
Skin indicators - Merino sheep (average 25 micron)		
1.5" - 2"	16.1 - 20kg	500
	20.1 - 24kg	725
	24.1kg +	825



Grain prices - Darling Downs (A\$/tonne)	20 Aug 2021	28 Aug 2020
Wheat	350	280
Barley	296	270
Sorghum	290	320
Grain prices - Riverina (A\$/tonne)		
Wheat	345	nq
Barley	nq	218

Source: Profarmer Australia

PLEASE NOTE

MLA no longer reports on fodder prices, tallow prices or the EMI on a weekly basis.

These can be accessed separately through these links:

- [Fodder prices \(Dairy Australia\)](#)
- [Tallow prices \(MLA monthly co-product report\)](#)
- [EMI \(AWEX\)](#)

US imported beef prices (CIF)		20 Aug 2021	28 Aug 2020
Bull 95CL	US¢/lb	290.0	249.0
	A¢/kg	882.3	757.2
Cow 90CL	US¢/lb	271.5	219.5
	A¢/kg	826.0	667.5
CC/CF 85CL	US¢/lb	249.0	200.5
	A¢/kg	757.5	609.7
Shank 90CL	US¢/lb	274.0	220.5
	A¢/kg	833.6	670.5
Trim 85CL	US¢/lb	247.5	200.0
	A¢/kg	753.0	608.2
Trim 80CL	US¢/lb	229.0	190.5
	A¢/kg	696.7	579.3
Trim 75CL	US¢/lb	175.0	180.0
	A¢/kg	532.4	547.4
Trim 65CL	US¢/lb	nq	nq
	A¢/kg	nq	nq
Outside flats	US¢/lb	nq	nq
	A¢/kg	nq	nq
Knuckles	US¢/lb	300.0	262.5
	A¢/kg	912.7	798.3
Inside cap off	US¢/lb	372.5	322.5
	A¢/kg	1133.3	980.7

Source: Steiner Consulting Group

