

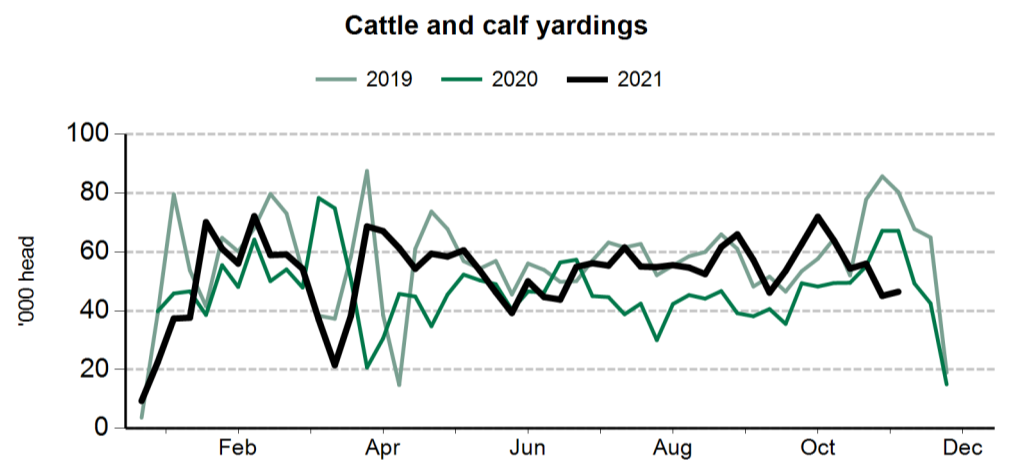
The following weekly statistical summary includes the following information:

- **Livestock movements**.....pages 1-2
  - Cattle yardings
  - Sheep yardings
  - Cattle slaughter
  - Sheep, lamb and goat slaughter
- **Cattle price indicators**.....pages 3-4
  - Saleyard indicators
  - Over-the-hook indicators
  - Live export indicators
- **Sheep and lamb indicators**.....pages 5-6
  - Saleyard indicators
  - Over-the-hook indicators
  - Live export indicators
- **General statistics**.....page 7
  - Over-the-hook goat indicators
  - Skin price indicators
  - Weekly US imported beef indicators

### Cattle movements

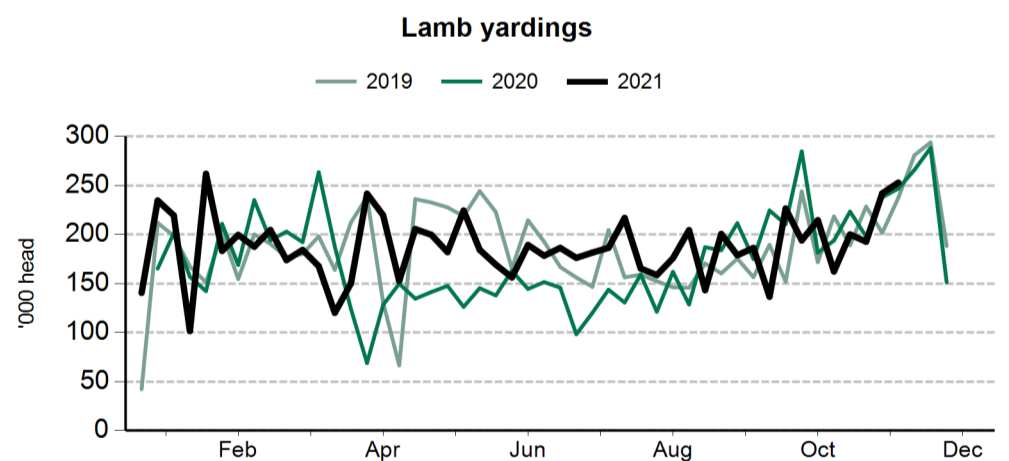
Cattle saleyard throughput		3 Dec 2021	26 Nov 2021	4 Dec 2020
Queensland	Cattle	4,977	7,476	16,811
NSW	Cattle	14,119	9,950	13,965
Victoria	Cattle	5,516	7,267	10,014
SA	Cattle	1,513	3,330	3,459
WA	Cattle	2,065	5,118	4,865
Tasmania	Cattle	80	95	160

Cattle slaughter		26 Nov 2021	4 Dec 2020
Queensland	Cattle	37,967	54,693
	Calves	20	60
NSW	Cattle	28,065	29,906
	Calves	6	1,580
Victoria	Cattle	13,043	22,508
	Calves	135	346
SA	Cattle	3,530	4,074
	Calves	4	14
Tasmania	Cattle	4,167	3,867
	Calves	100	48

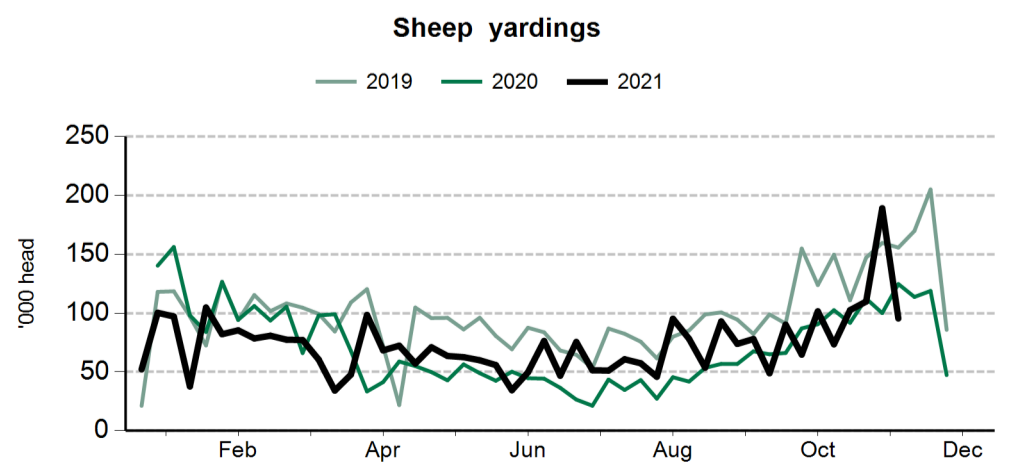


### Smallstock movements

Sheep and lamb saleyard throughput		3 Dec 2021	26 Nov 2021	4 Dec 2020
NSW	Lambs	36,480	73,462	70,889
	Sheep	21,875	30,814	30,572
Victoria	Lambs	91,573	134,465	143,156
	Sheep	27,424	50,347	36,797
SA	Lambs	12,288	30,489	36,948
	Sheep	6,167	4,070	23,146
WA	Lambs	4,552	12,801	11,121
	Sheep	4,000	9,319	19,806
Tasmania	Lambs	2,336	1,658	2,456
	Sheep	1,814	937	2,877

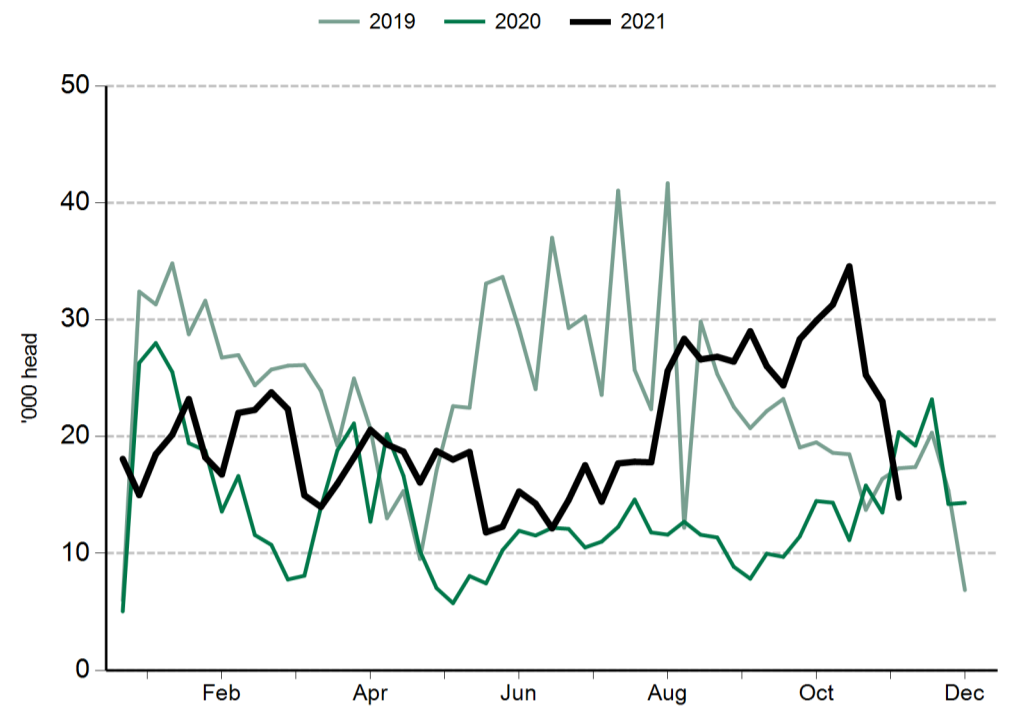


Sheep and lamb slaughter		26 Nov 2021	4 Dec 2020
Queensland	Lambs	104	465
	Sheep	81	1,545
NSW	Lambs	110,671	102,343
	Sheep	56,339	46,009
Victoria	Lambs	175,397	167,840
	Sheep	55,712	26,156
SA	Lambs	49,266	50,728
	Sheep	12,132	9,027
Tasmania	Lambs	5,512	7,104
	Sheep	2,926	1,224

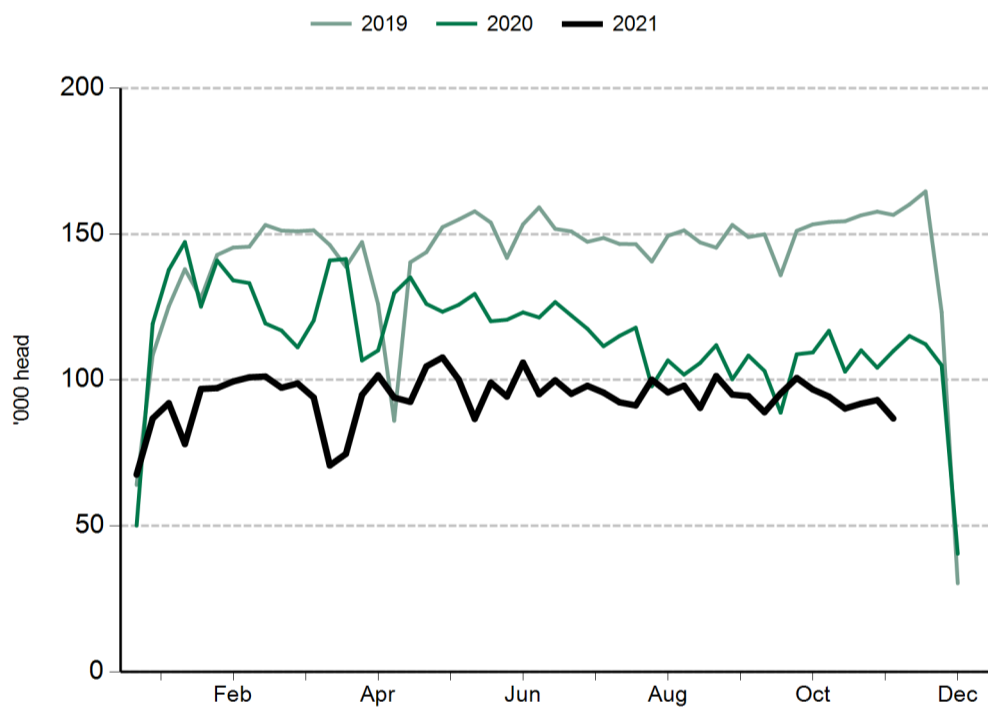


Goat slaughter		26 Nov 2021	4 Dec 2020
Queensland	Goats	6,415	8,086
NSW	Goats	515	994
Victoria	Goats	6,757	9,227
SA	Goats	1,087	918
Tasmania	Goats	nq	nq

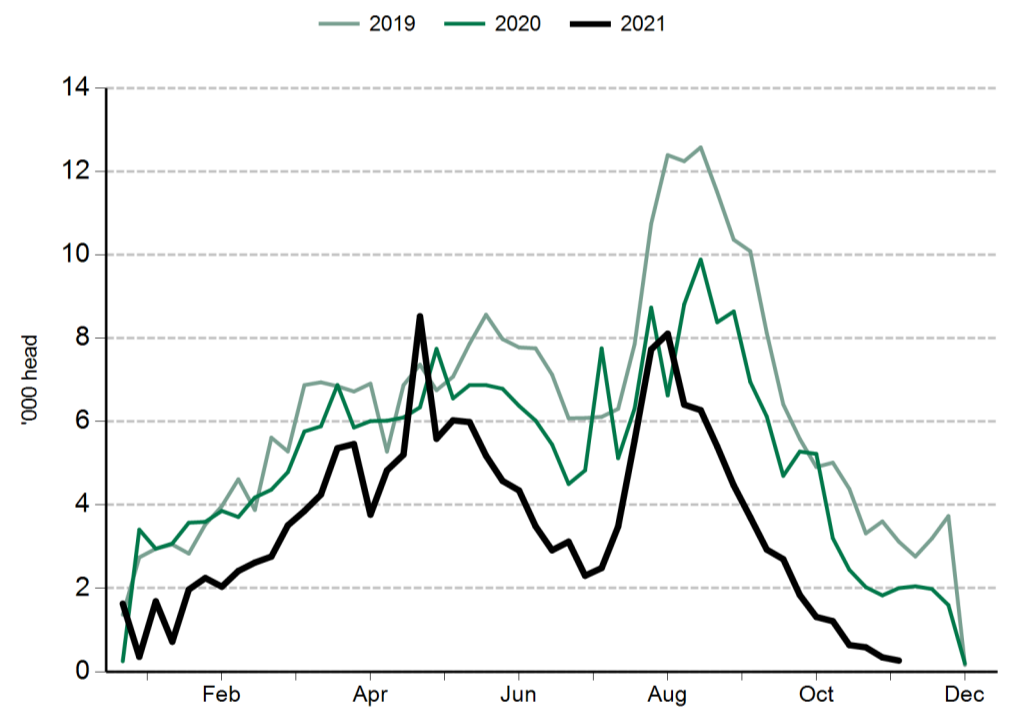
Goat slaughter



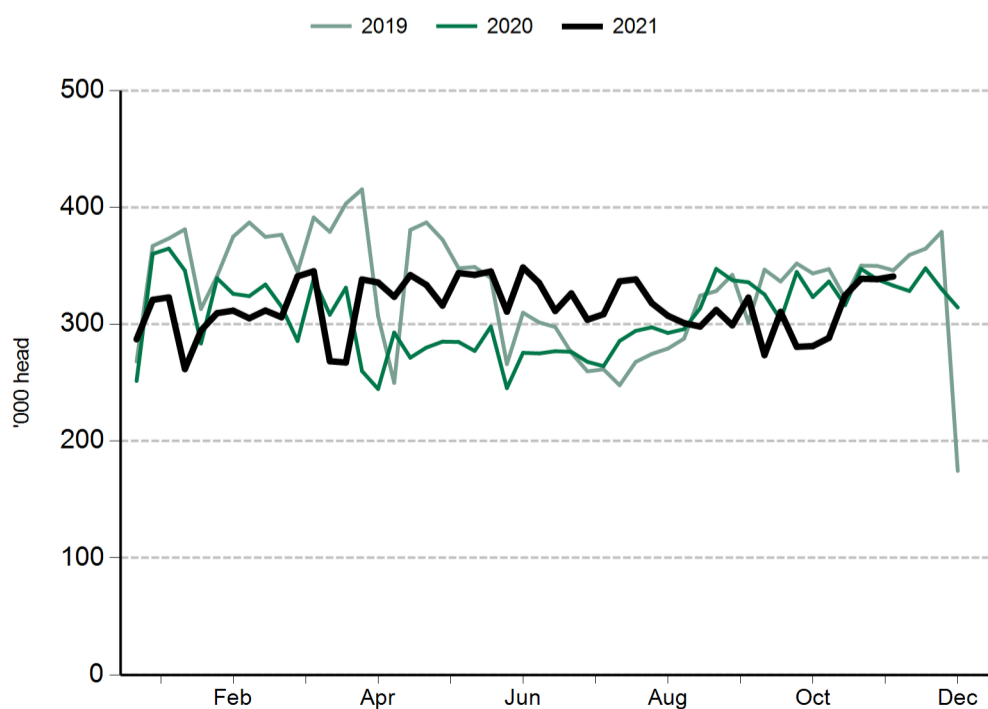
Cattle slaughter



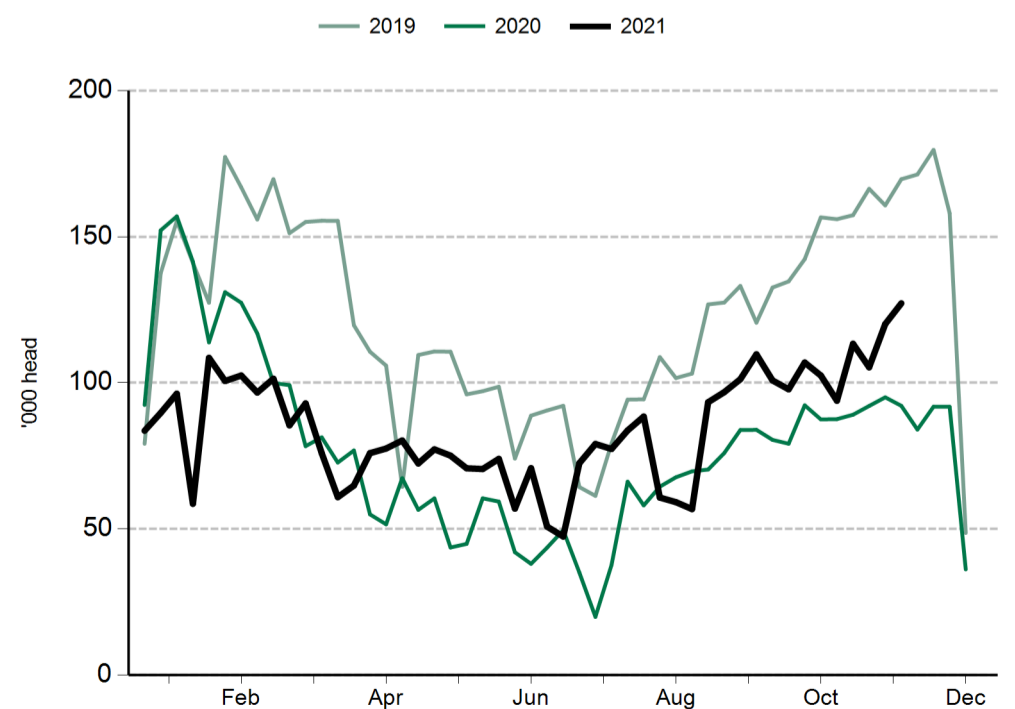
Calf slaughter



Lamb slaughter



Sheep slaughter



**Cattle prices**

National saleyard indicators		Live weight	Muscle/Fat	Unit	7 Dec 2021	8 Dec 2020
Restocker Steer	200-280kg	C2	¢/kg lwt		750	475
Feeder Steer	330-400kg	C2	¢/kg lwt		609	416
Vealer Steer	280-330kg	C2	¢/kg lwt		628	439
			¢/kg cwt		1203	840
Trade Steer	330-400kg	C3	¢/kg lwt		543	409
			¢/kg cwt		1025	745
Medium Steer	400-500kg	C3	¢/kg lwt		496	363
			¢/kg cwt		942	688
Heavy Steer	500-600kg	C4	¢/kg lwt		473	349
			¢/kg cwt		865	640
Medium Cow	400-520kg	D3	¢/kg lwt		374	264
			¢/kg cwt		766	550
<b>Eastern Young Cattle Indicator (EYCI)</b>				¢/kg cwt	1135.00	790.75

Eastern states OTH indicators		Carcase weight	Muscle	Unit	3 Dec 2021	11 Dec 2020
Trade steer	240-260kg	A-C	¢/kg cwt		736	601
Medium steer	260-280kg	A-C	¢/kg cwt		735	625
Heavy steer	300-400kg	A-C	¢/kg cwt		742	634
Medium cow	260-280kg	A-E	¢/kg cwt		648	529
MSA trade steer	240-260kg	A-C	¢/kg cwt		754	655

Feeder cattle indicators - paddock sales		Unit	4 Dec 2020
<b>Domestic</b>		Unit	
Steers 280-350kg		¢/kg lwt	432
Heifers 280-350kg		¢/kg lwt	393
<b>Export</b>		Unit	
Shortfed 100-120 DOF		¢/kg lwt	395
Mediumfed 120-220 DOF		¢/kg lwt	415
Longfed 220+ DOF		¢/kg lwt	330

State saleyard indicators				Queensland		NSW		Victoria		SA		Tasmania
Category	Live weight	Muscle/Fat	Unit	7 Dec 2021	8 Dec 2020	7 Dec 2021	8 Dec 2020	7 Dec 2021	8 Dec 2020	7 Dec 2021	8 Dec 2020	8 Dec 2020
Restocker Steer	200-280kg	C2	¢/kg lwt	765	477	697	451	577	378	620	nq	nq
Feeder Steer	330-400kg	C2	¢/kg lwt	642	420	595	414	520	379	nq	nq	nq
Vealer Steer	280-330kg	C2	¢/kg lwt	nq	348	687	464	575	412	578	422	nq
			¢/kg cwt	nq	657	1305	856	1044	761	1091	835	nq
Trade Steer	330-400kg	C3	¢/kg lwt	nq	402	530	423	506	396	601	368	nq
			¢/kg cwt	nq	737	969	758	965	720	1193	715	nq
Medium Steer	400-500kg	C3	¢/kg lwt	469	365	535	362	473	367	505	377	nq
			¢/kg cwt	870	679	1002	676	897	683	968	738	nq
Heavy Steer	500-600kg	C4	¢/kg lwt	460	353	481	349	460	360	nq	nq	nq
			¢/kg cwt	822	631	879	639	833	655	nq	nq	nq
Medium Cow	400-520kg	D3	¢/kg lwt	385	264	375	266	365	261	nq	nq	nq
			¢/kg cwt	788	548	780	559	747	508	nq	nq	nq

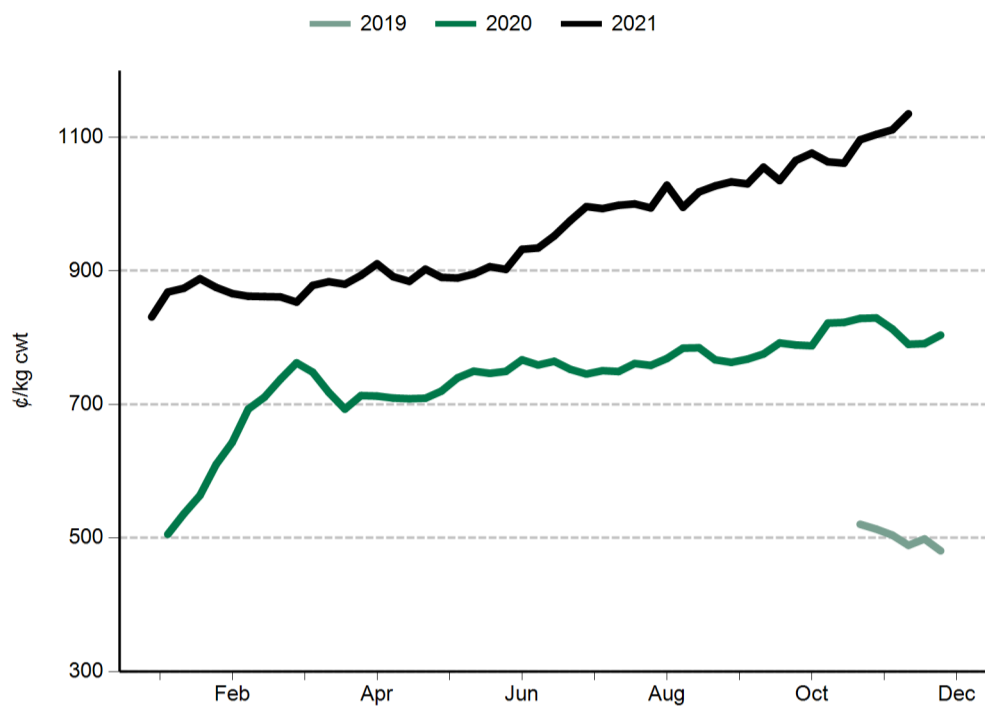
State over-the-hooks indicators				Queensland		NSW		Victoria		SA	Tasmania	
Category	Carcase weight	Muscle	Unit	3 Dec 2021	11 Dec 2020	3 Dec 2021	11 Dec 2020	3 Dec 2021	11 Dec 2020	11 Dec 2020	3 Dec 2021	11 Dec 2020
Trade steer	240-260kg	A-C	¢/kg cwt	733	638	711	594	808	660	nq	690	512
Medium steer	260-280kg	A-C	¢/kg cwt	726	638	708	592	784	646	nq	720	nq
Heavy steer	300-400kg	A-C	¢/kg cwt	737	648	721	602	791	652	nq	720	nq
Medium cow	260-280kg	A-E	¢/kg cwt	674	553	642	526	629	513	556	645	497
MSA trade steer	240-260kg	A-C	¢/kg cwt	737	663	771	646	nq	nq	nq	nq	nq

WA saleyard indicators		Unit	7 Dec 2021	8 Dec 2020
WYCI		¢/kg cwt	1134	822
Medium Steer		¢/kg lwt	479	356
Medium Cow		¢/kg lwt	317	259

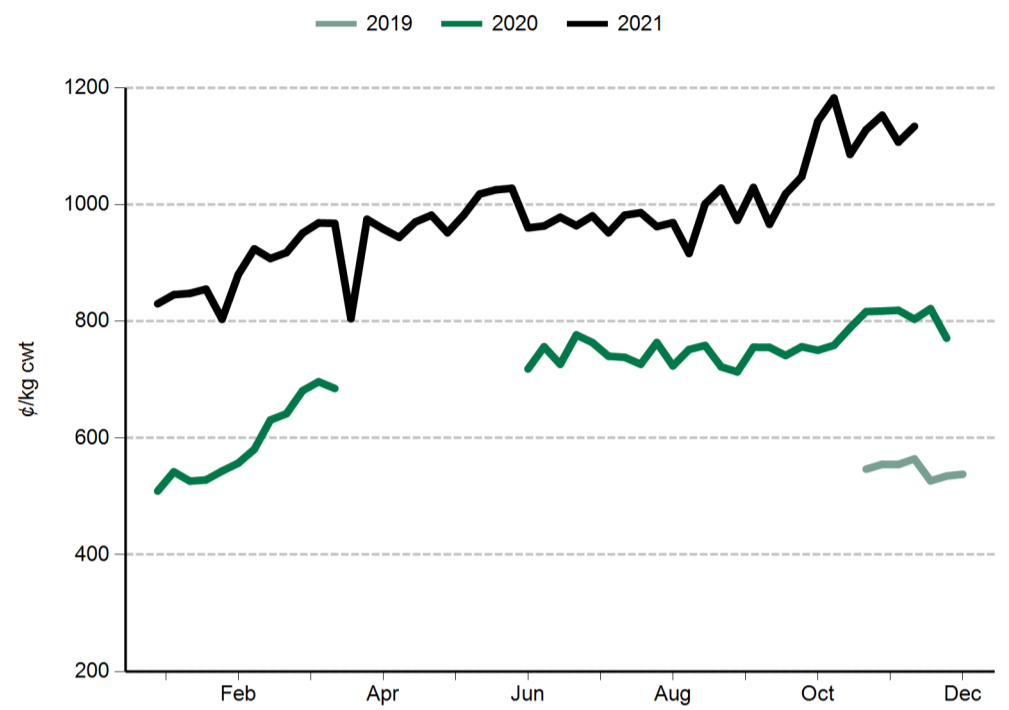
WA over-the-hooks indicators		Unit	11 Dec 2020
Grassfed yearling		¢/kg cwt	665
Grainfed yearling		¢/kg cwt	665
MSA yearling		¢/kg cwt	670

Live Export Price Quotes			Unit	26 Nov 2021	4 Dec 2020
Light Steer	260 - 360 kg	Townsville	¢/kg lwt	nq	nq
	260 - 360 kg	Darwin	¢/kg lwt	nq	355
Light Heifer	260 - 360 kg	Townsville	¢/kg lwt	nq	nq
	260 - 360 kg	Darwin	¢/kg lwt	nq	320

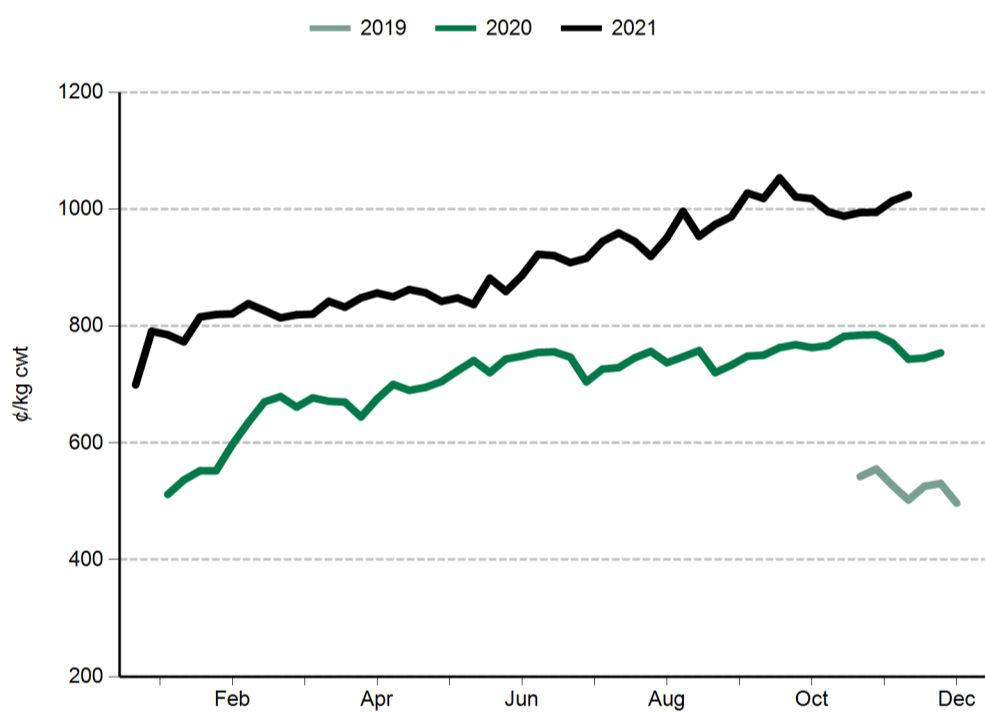
**Eastern Young Cattle Indicator (EYCI)**



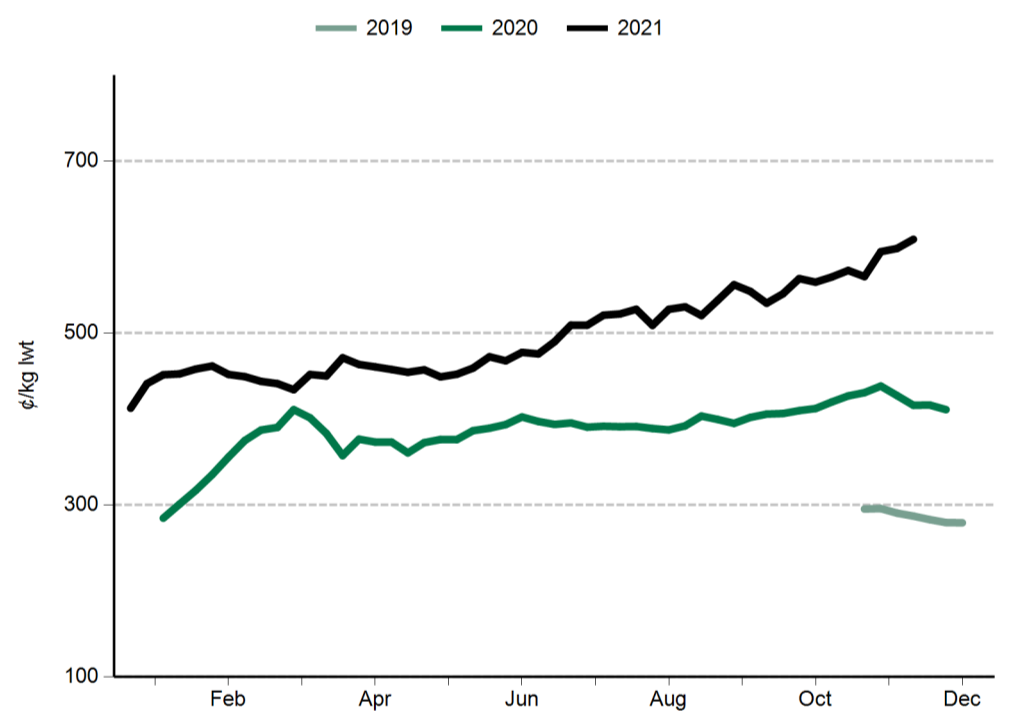
**Western Young Cattle Indicator (WYCI)**



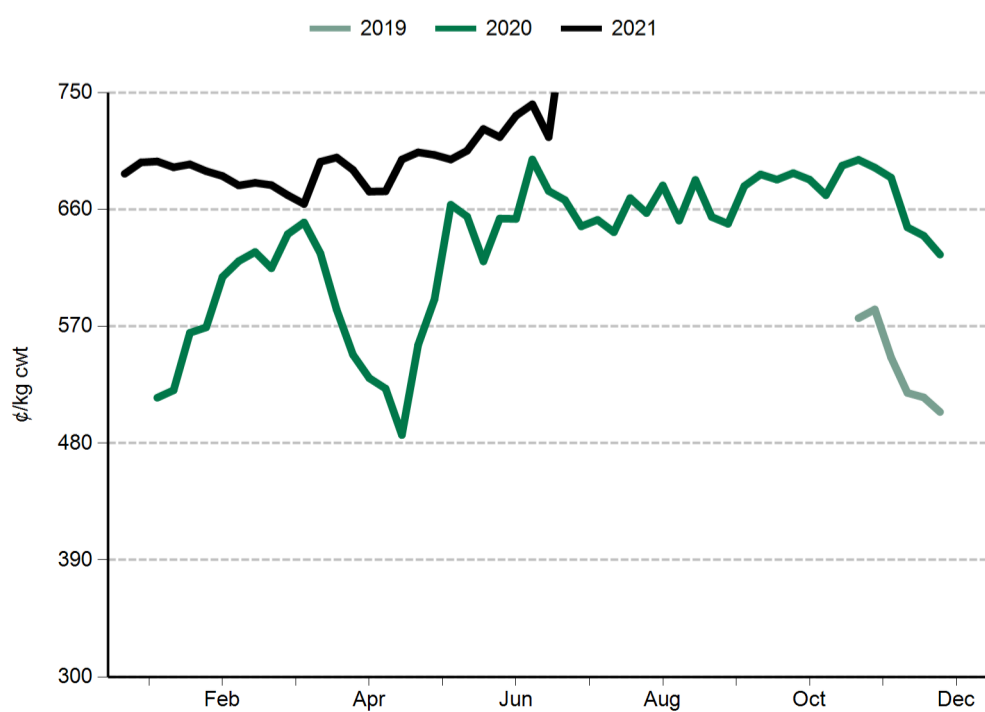
**Trade steer**



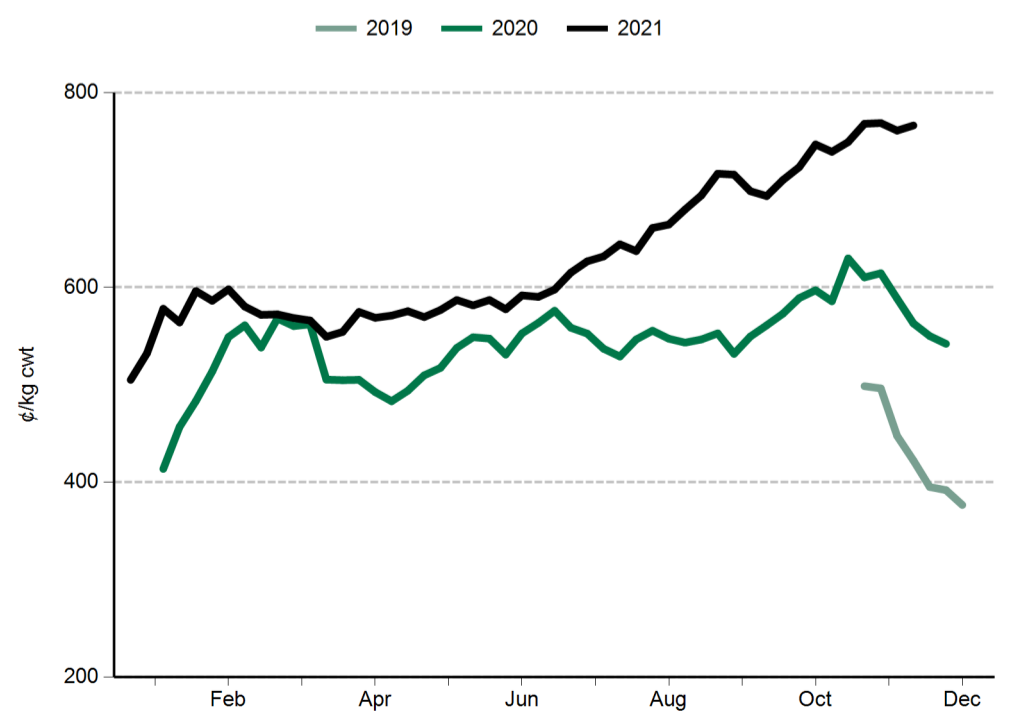
**Feeder steer**



**Heavy steer**



**Medium cow**



**Sheep and lamb prices**

Eastern States Trade Lamb Indicator (¢/kg cwt)	7 Dec 2021	8 Dec 2020
ESTLI	853	764

National saleyard sheep and lamb indicators (¢/kg cwt)		7 Dec 2021	8 Dec 2020
Merino lamb	16-22kg	780	706
Restocker/feeder lamb	0-18kg	855	887
Light lamb	12-18kg	875	808
Trade lamb	18-22kg	846	757
Heavy lamb	22+kg	858	755
Mutton	18-24kg	631	609

National OTH sheep and lamb indicators (¢/kg cwt)		3 Dec 2021	11 Dec 2020
Medium trade lamb	18-20kg	804	700
Heavy trade lamb	20-22kg	804	700
Heavy lamb	22-24kg	803	702
Mutton	18-24kg	615	554

State saleyard sheep and lamb indicators (¢/kg cwt)		Victoria		NSW		SA		WA		Tasmania	
		7 Dec 2021	8 Dec 2020	7 Dec 2021	8 Dec 2020	7 Dec 2021	8 Dec 2020	7 Dec 2021	8 Dec 2020	7 Dec 2021	8 Dec 2020
Merino lamb	16-22kg	693	710	781	710	819	696	713	680	nq	nq
Restocker/feeder lamb	0-18kg	914	864	997	954	1016	905	834	664	947	1208
Light lamb	12-18kg	901	832	814	845	922	827	815	706	814	814
Trade lamb	18-22kg	851	762	857	784	847	732	761	667	815	767
Heavy lamb	22+kg	865	764	859	755	833	715	756	690	849	740
Mutton	18-24kg	643	633	633	657	585	577	593	534	639	605

Over-the-hooks sheep and lamb indicators (¢/kg cwt)		Victoria		NSW		SA		WA		Tasmania	
		3 Dec 2021	11 Dec 2020	3 Dec 2021	11 Dec 2020	3 Dec 2021	11 Dec 2020	3 Dec 2021	11 Dec 2020	3 Dec 2021	11 Dec 2020
Medium trade lamb	18-20kg	798	713	797	695	830	733	790	660	nq	nq
Heavy trade lamb	20-22kg	798	710	797	695	830	733	790	660	nq	nq
Heavy lamb	22-24kg	794	720	797	695	830	733	790	660	nq	nq
Mutton	18-24kg	620	613	626	545	nq	553	600	503	nq	nq

Live export price quotes (A\$/head)	30 Nov 2021	8 Dec 2020	
Live wether	Muchea	nq	nq

**Glossary:**

**cwt** – carcase weight

**lwt** – live weight

**OTH** – over-the-hooks. Refers to the marketing of cattle/sheep/lambs directly from the farm to an abattoir where a producer is paid for the value of the carcase based on a sliding grid.

**CIF** – Cost, insurance, freight. The quoted price for the goods including freight and insurance costs delivered to final destination.

**C&F** – Cost and freight. Refers to the quoted price for the goods, including freight to the delivery point, but not insurance.

**FAS** – Free alongside ship. Refers to export price quotes where the seller is obliged to pay warehouse services, packing, inland freight and port charges, but not placement of goods onto the ship. The buyer is obliged to pay overseas freight, charges in foreign port, customs duties, quarantine and delivery to final destination. (See also 'FOB').

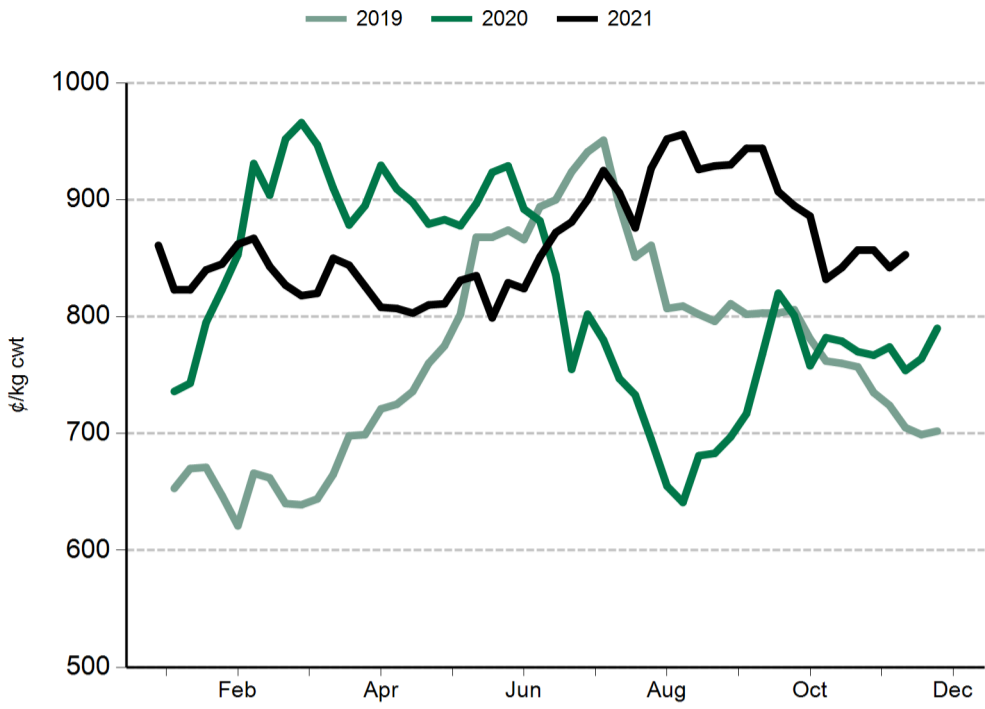
**EYCI** – Eastern Young Cattle Indicator. A seven day rolling average from 24 saleyards across NSW, Victoria and Queensland. It includes vealer and yearling heifers and steers, grade score C2 or C3, with live weight from 200kg.

**WYCI** – Western Young Cattle Indicator. A benchmark of the value of young cattle in WA saleyards. It includes vealer and yearling heifers and steers, grade score C2 or C3, 180kg+ live weight.

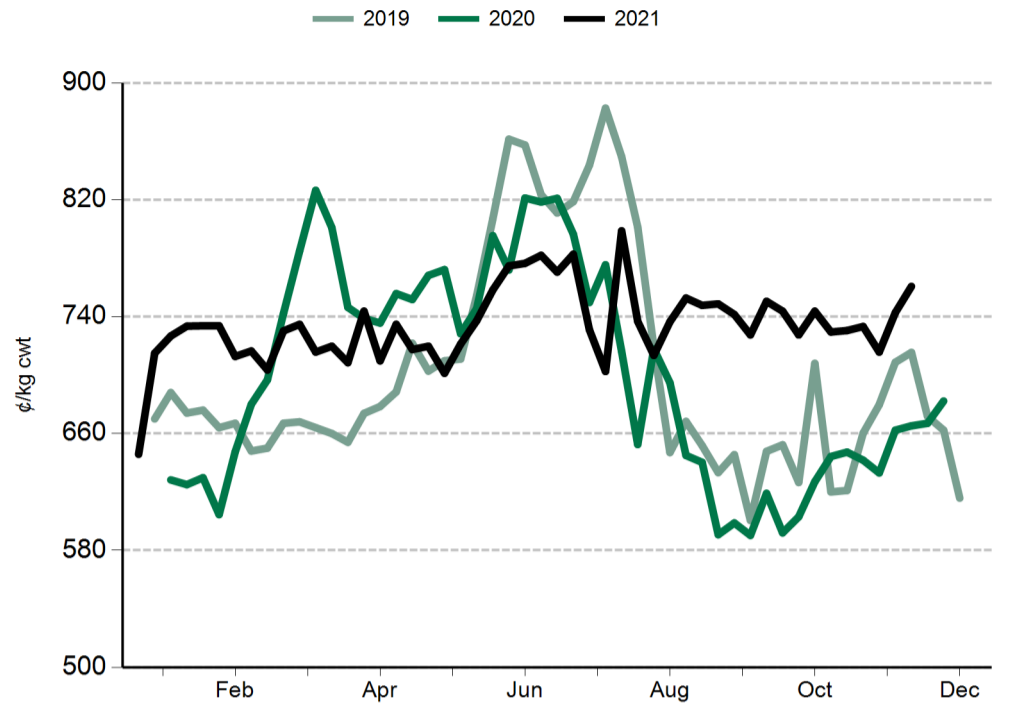
**All data is collected by MLA's NLRS, unless specified otherwise.**



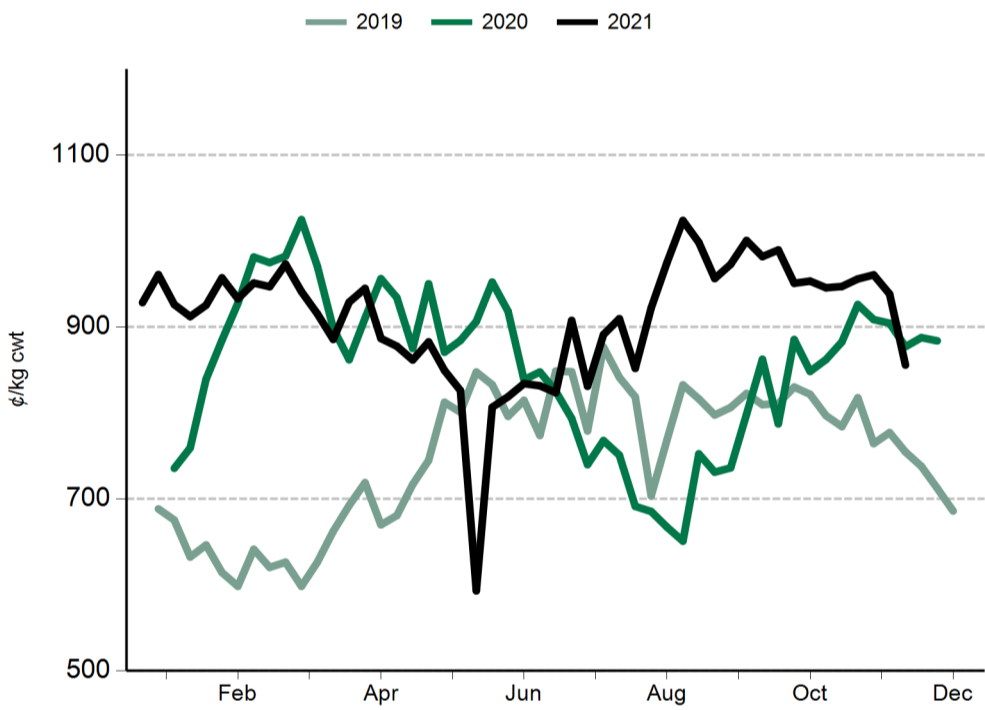
**Eastern States Trade Lamb Indicator (ESTLI)**



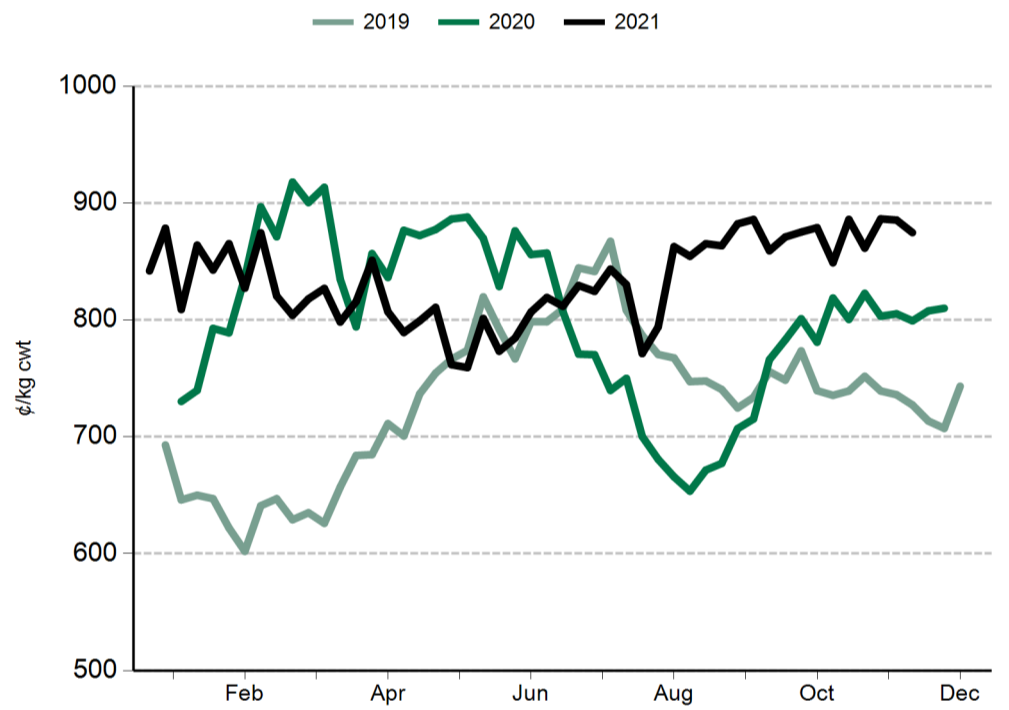
**Western Trade Lamb Indicator (WTLI)**



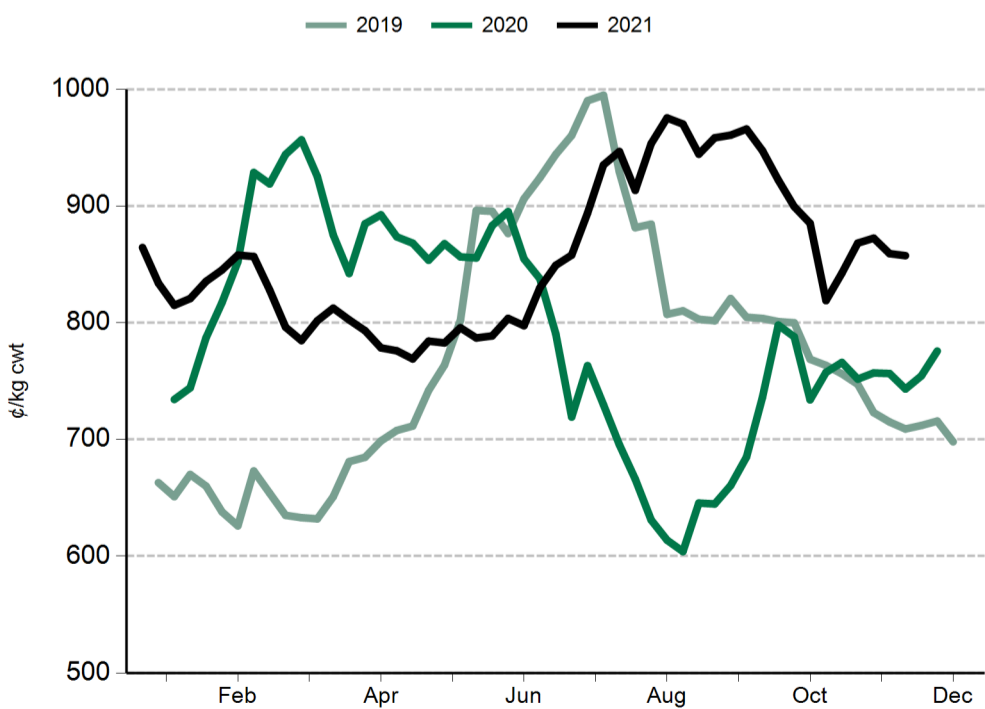
**Restocker lamb**



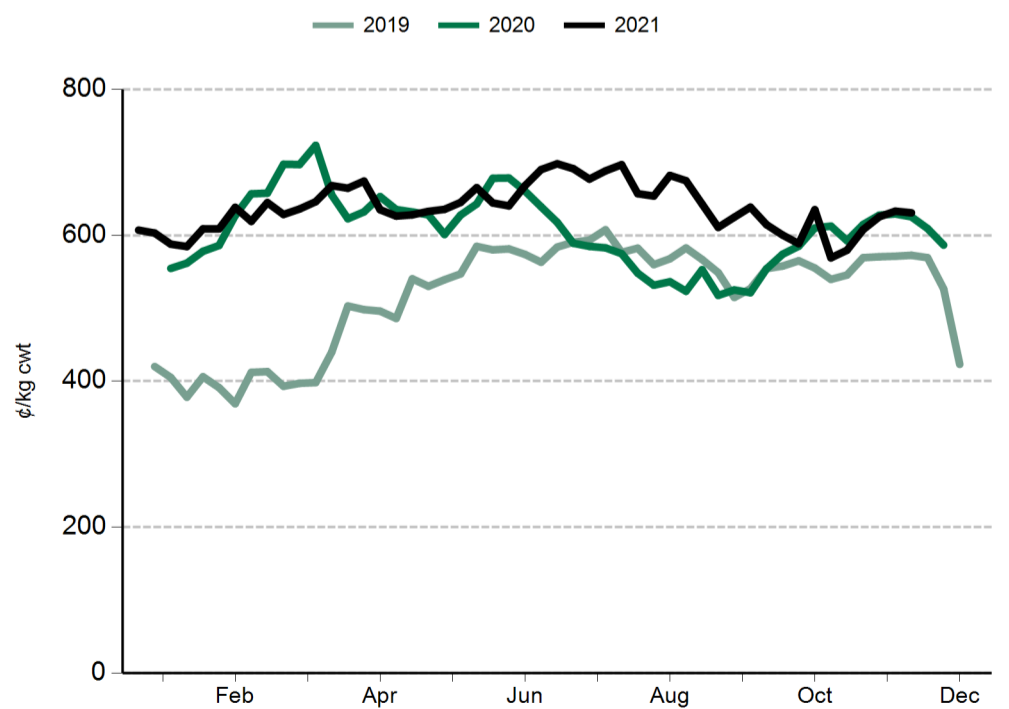
**Light lamb**



**Heavy lamb**

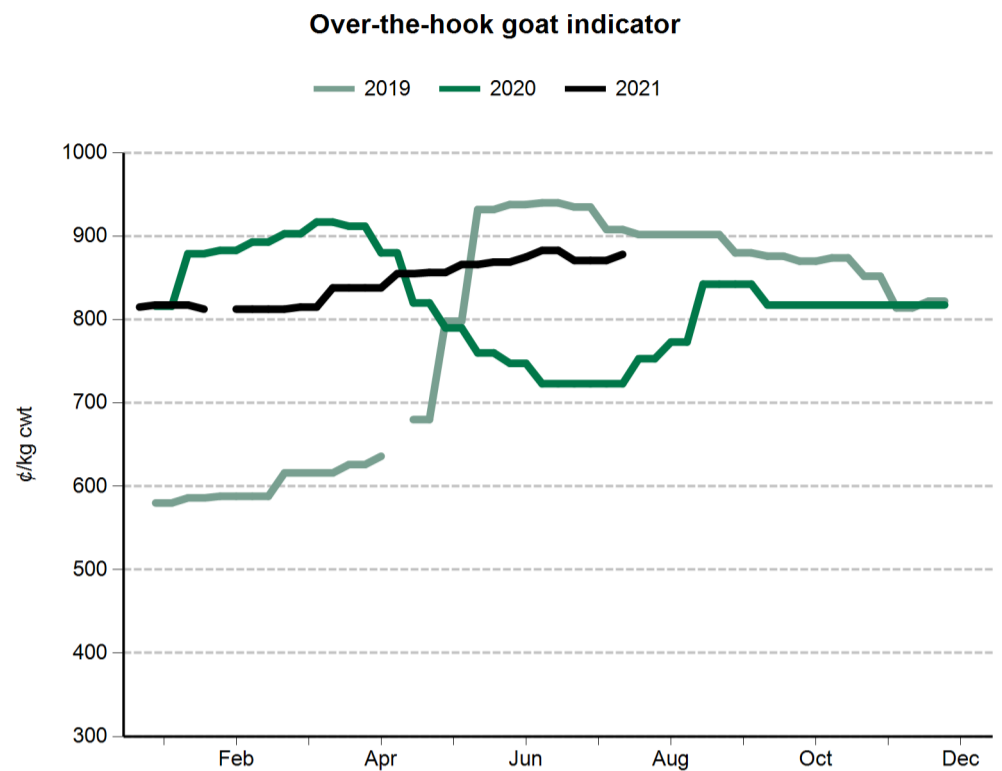


**Mutton**



#### General statistics

Over-the-hooks goat indicators (A¢/kg cwt)		11 Dec 2020
8.1-10kg		818
10.1-12kg		818
12.1-16kg		818
16.1-20kg		818
20.1kg+		818
Skin indicators - Lambs		4 Dec 2020
2" +	16.1 - 20kg	100
	20.1 - 24kg	188
	24.1kg +	288
1" - 2"	16.1 - 20kg	200
	20.1 - 24kg	50
	24.1kg +	163
0.5" - 1"	16.1 - 20kg	nq
	20.1 - 24kg	nq
	24.1kg +	125
New Season	16.1 - 20kg	nq
	20.1 - 24kg	231
	24.1kg +	313
Skin indicators - Merino sheep (average 25 micron)		
1.5" - 2"	16.1 - 20kg	500
	20.1 - 24kg	725
	24.1kg +	825



Grain prices - Darling Downs (A\$/tonne)	26 Nov 2021	4 Dec 2020
Wheat	325	295
Barley	300	268
Sorghum	310	330
Grain prices - Riverina (A\$/tonne)		
Wheat	nq	263
Barley	nq	220

Source: Profarmer Australia

PLEASE NOTE

MLA no longer reports on fodder prices, tallow prices or the EMI on a weekly basis.

These can be accessed separately through these links:

- [Fodder prices \(Dairy Australia\)](#)
- [Tallow prices \(MLA monthly co-product report\)](#)
- [EMI \(AWEX\)](#)

US imported beef prices (CIF)		4 Dec 2020
Bull 95CL	US¢/lb	230.5
	A¢/kg	686.1
Cow 90CL	US¢/lb	217.5
	A¢/kg	647.4
CC/CF 85CL	US¢/lb	191.5
	A¢/kg	570.0
Shank 90CL	US¢/lb	220.0
	A¢/kg	654.8
Trim 85CL	US¢/lb	190.5
	A¢/kg	567.0
Trim 80CL	US¢/lb	181.5
	A¢/kg	540.2
Trim 75CL	US¢/lb	175.0
	A¢/kg	520.9
Trim 65CL	US¢/lb	nq
	A¢/kg	nq
Outside flats	US¢/lb	nq
	A¢/kg	nq
Knuckles	US¢/lb	262.5
	A¢/kg	781.3
Inside cap off	US¢/lb	345.0
	A¢/kg	1026.9

Source: Steiner Consulting Group

