

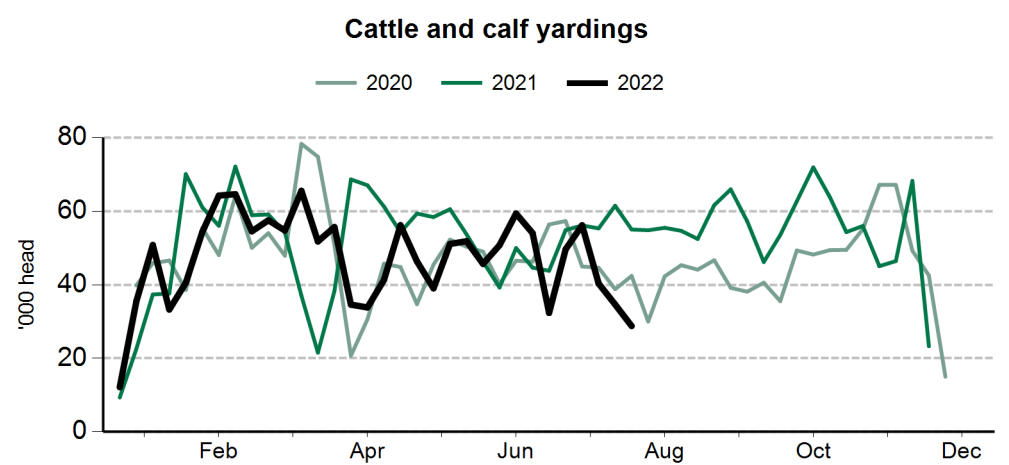
The following weekly statistical summary includes the following information:

- **Livestock movements**.....pages 1-2
 - Cattle yardings
 - Sheep yardings
 - Cattle slaughter
 - Sheep, lamb and goat slaughter
- **Cattle price indicators**.....pages 3-4
 - Saleyard indicators
 - Over-the-hook indicators
 - Live export indicators
- **Sheep and lamb indicators**.....pages 5-6
 - Saleyard indicators
 - Over-the-hook indicators
 - Live export indicators
- **General statistics**.....page 7
 - Over-the-hook goat indicators
 - Skin price indicators
 - Weekly US imported beef indicators

Cattle movements

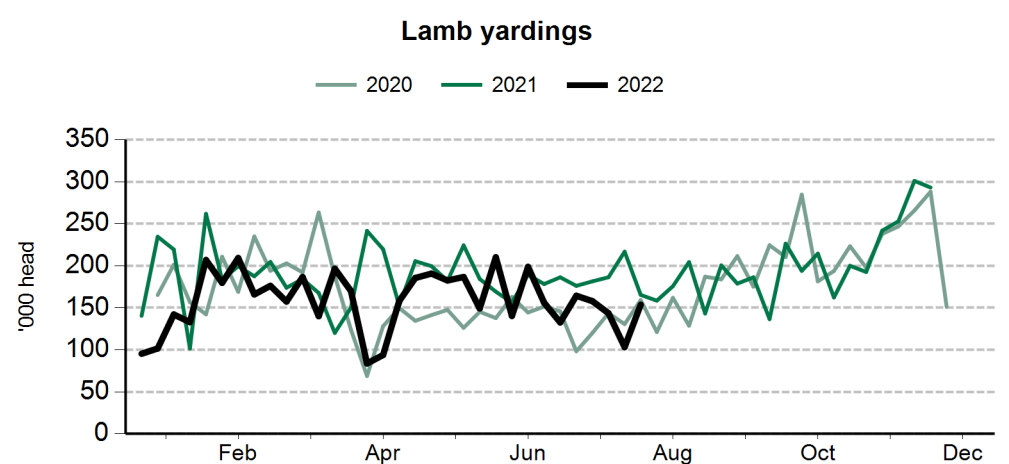
Cattle saleyard throughput		12 Aug 2022	5 Aug 2022	13 Aug 2021
Queensland	Cattle	3,308	11,820	21,168
NSW	Cattle	3,422	6,067	12,207
Victoria	Cattle	2,209	4,174	4,998
SA	Cattle	460	365	1,243
WA	Cattle	1,092	1,465	1,334
Tasmania	Cattle	17	19	30

Cattle slaughter		5 Aug 2022	13 Aug 2021
Queensland	Cattle	47,386	56,809
	Calves	24	15
NSW	Cattle	25,868	27,251
	Calves	20	20
Victoria	Cattle	12,244	11,346
	Calves	2,022	3,547
SA	Cattle	2,601	2,477
	Calves	18	7
Tasmania	Cattle	3,094	2,179
	Calves	2,292	4,142

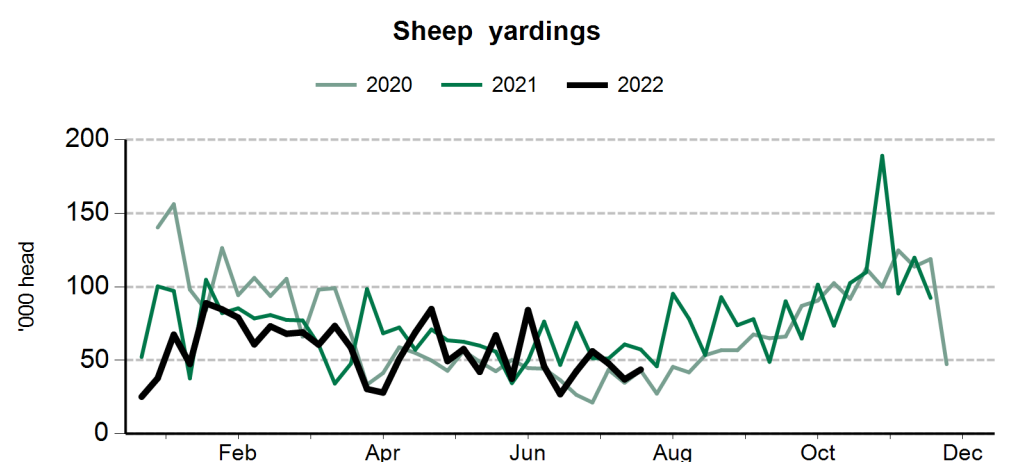


Smallstock movements

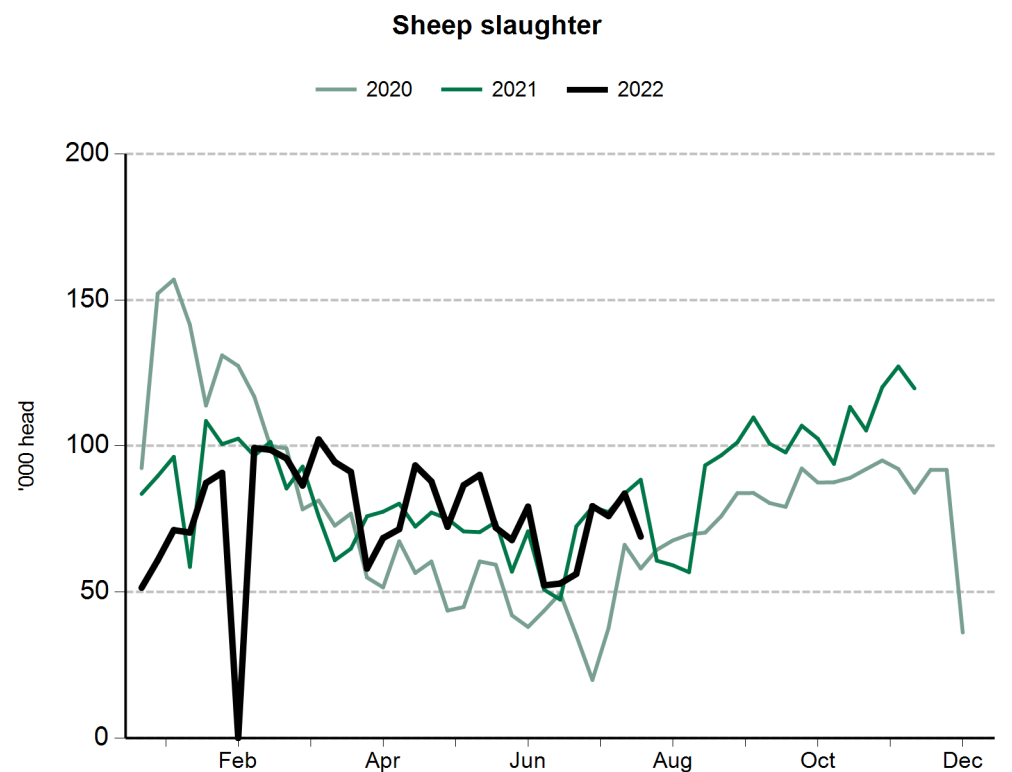
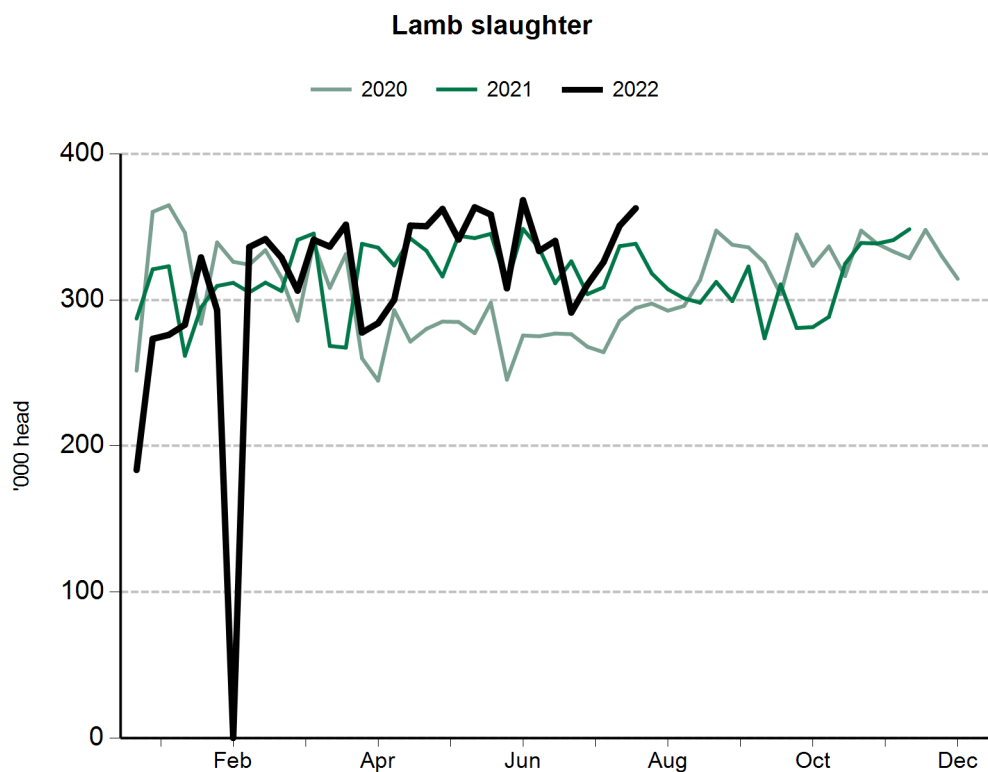
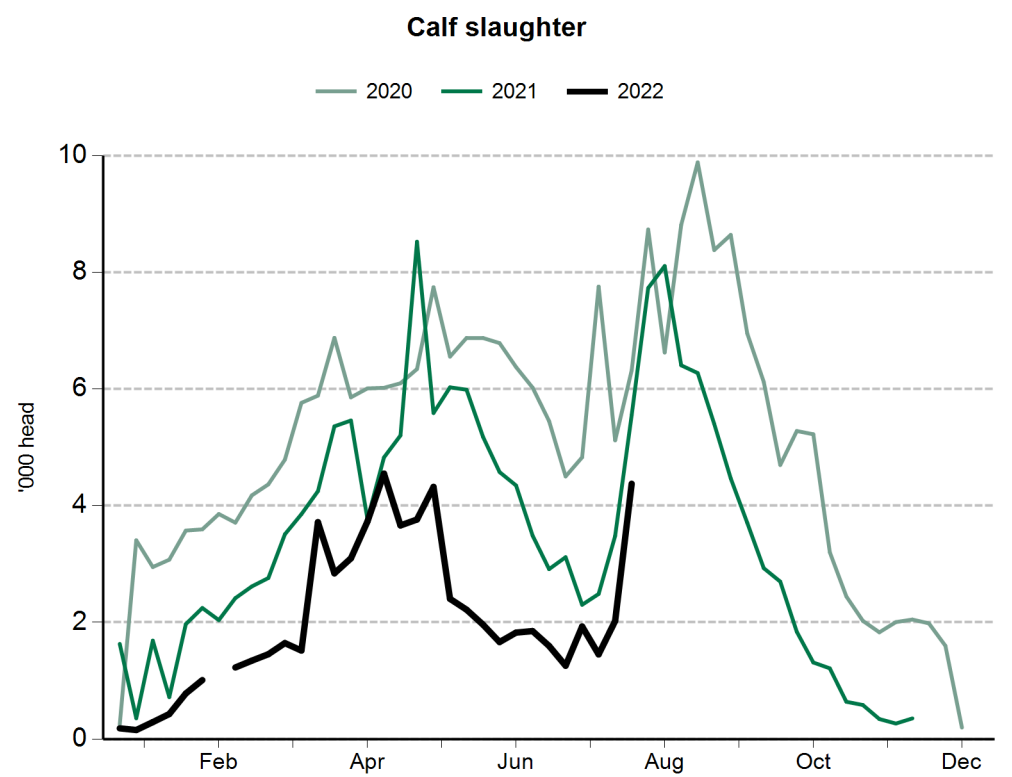
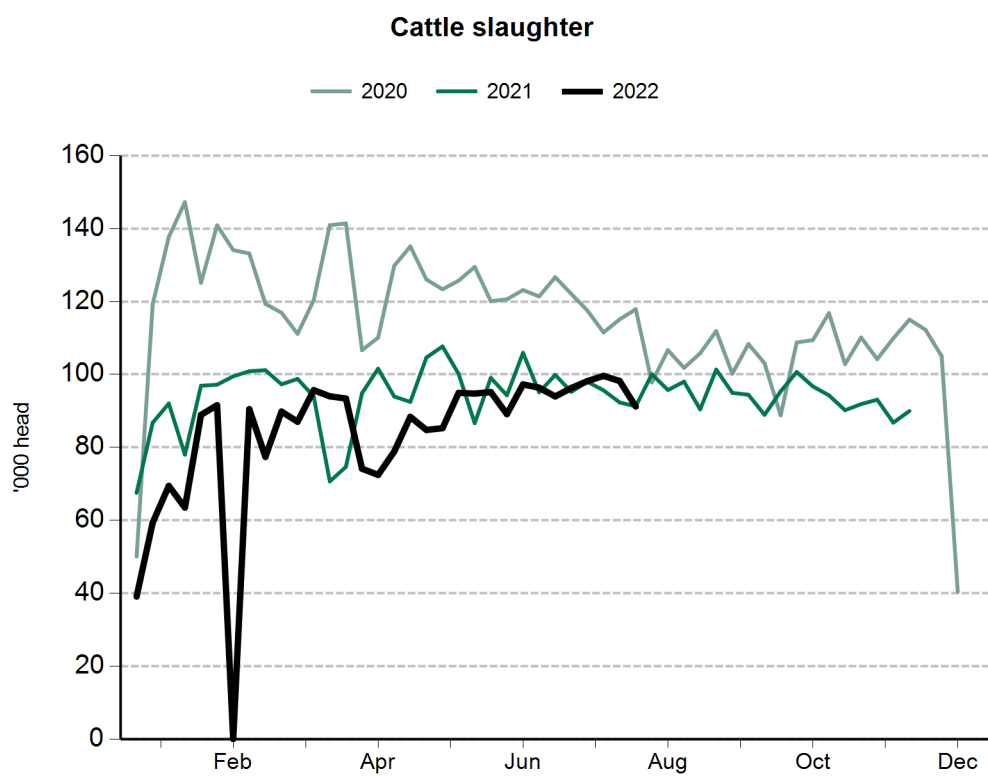
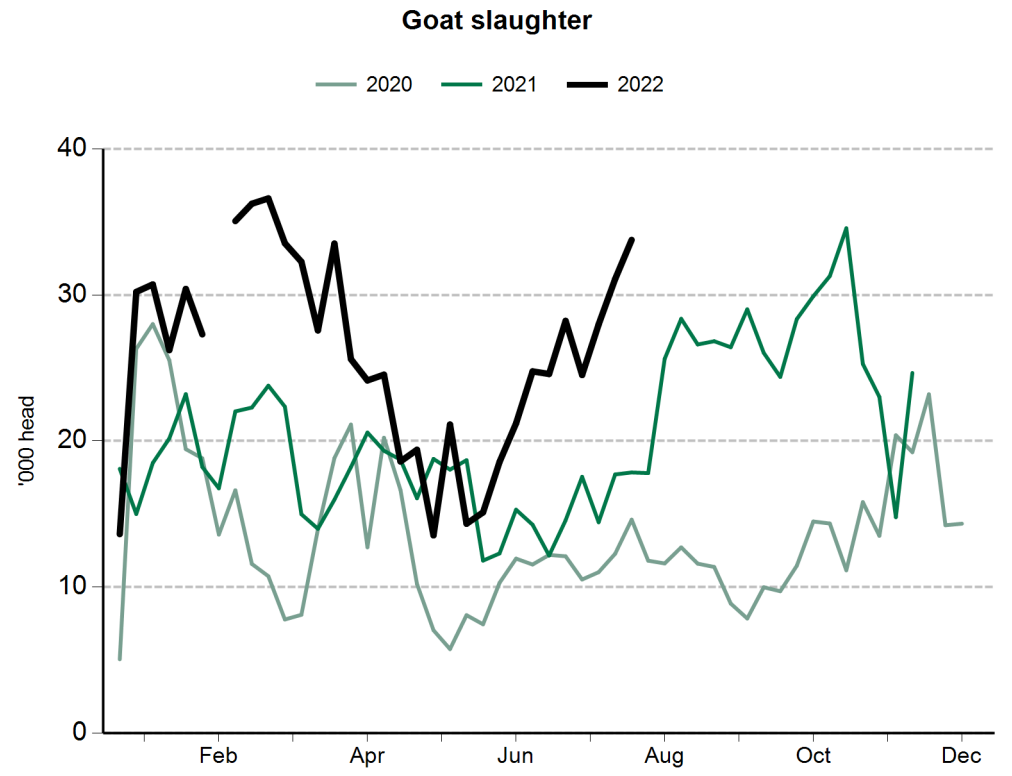
Sheep and lamb saleyard throughput		12 Aug 2022	5 Aug 2022	13 Aug 2021
NSW	Lambs	59,354	120,225	122,429
	Sheep	16,153	28,446	22,296
Victoria	Lambs	14,500	23,561	23,754
	Sheep	10,400	11,362	13,801
SA	Lambs	5,444	5,685	4,942
	Sheep	3,282	1,517	1,759
WA	Lambs	2,816	2,535	6,433
	Sheep	794	1,990	7,549
Tasmania	Lambs	314	675	521
	Sheep	168	52	378



Sheep and lamb slaughter		5 Aug 2022	13 Aug 2021
Queensland	Lambs	114	366
	Sheep	3	1,442
NSW	Lambs	122,928	100,117
	Sheep	38,842	16,199
Victoria	Lambs	182,409	161,040
	Sheep	21,733	39,800
SA	Lambs	51,181	52,175
	Sheep	7,976	2,294
Tasmania	Lambs	6,129	4,372
	Sheep	367	950



Goat slaughter		5 Aug 2022	13 Aug 2021
Queensland	Goats	10,337	6,105
NSW	Goats	1,992	1,673
Victoria	Goats	17,875	7,281
SA	Goats	3,562	2,734
Tasmania	Goats	nq	nq



Cattle prices

National saleyard indicators	Live weight	Muscle/Fat	Unit	16 Aug 2022	17 Aug 2021
Restocker Steer	200-280kg	C2	¢/kg lwt	606	599
Feeder Steer	330-400kg	C2	¢/kg lwt	534	509
Vealer Steer	280-330kg	C2	¢/kg lwt	564	585
			¢/kg cwt	1060	1106
Trade Steer	330-400kg	C3	¢/kg lwt	516	496
			¢/kg cwt	949	919
Medium Steer	400-500kg	C3	¢/kg lwt	369	422
			¢/kg cwt	693	792
Heavy Steer	500-600kg	C4	¢/kg lwt	469	437
			¢/kg cwt	856	790
Medium Cow	400-520kg	D3	¢/kg lwt	310	323
			¢/kg cwt	634	661
Eastern Young Cattle Indicator (EYCI)			¢/kg cwt	999.00	994

Eastern states OTH indicators	Carcase weight	Muscle	Unit	20 Aug 2021
Trade steer	240-260kg	A-C	¢/kg cwt	682
Medium steer	260-280kg	A-C	¢/kg cwt	687
Heavy steer	300-400kg	A-C	¢/kg cwt	695
Medium cow	260-280kg	A-E	¢/kg cwt	601
MSA trade steer	240-260kg	A-C	¢/kg cwt	697

Feeder cattle indicators - paddock sales		Unit
Domestic		
Steers 280-350kg		¢/kg lwt
Heifers 280-350kg		¢/kg lwt
Export		
Shortfed 100-120 DOF		¢/kg lwt
Mediumfed 120-220 DOF		¢/kg lwt
Longfed 220+ DOF		¢/kg lwt

State saleyard indicators				Queensland		NSW		Victoria		SA		Tasmania	
Category	Live weight	Muscle/Fat	Unit	16 Aug 2022	17 Aug 2021	16 Aug 2022	17 Aug 2021	16 Aug 2022	17 Aug 2021	16 Aug 2022	17 Aug 2021	16 Aug 2022	17 Aug 2021
Restocker Steer	200-280kg	C2	¢/kg lwt	603	600	622	584	nq	500	nq	nq	nq	nq
Feeder Steer	330-400kg	C2	¢/kg lwt	508	489	543	534	547	539	nq	534	nq	nq
Vealer Steer	280-330kg	C2	¢/kg lwt	556	462	564	595	578	539	nq	nq	nq	nq
			¢/kg cwt	1069	889	1059	1126	1077	994	nq	nq	nq	nq
Trade Steer	330-400kg	C3	¢/kg lwt	nq	nq	501	500	537	492	nq	492	nq	nq
			¢/kg cwt	nq	nq	919	902	991	912	nq	970	nq	nq
Medium Steer	400-500kg	C3	¢/kg lwt	351	393	358	456	506	503	516	430	nq	nq
			¢/kg cwt	665	733	662	851	923	934	938	859	nq	nq
Heavy Steer	500-600kg	C4	¢/kg lwt	376	393	450	444	500	464	nq	nq	nq	nq
			¢/kg cwt	691	709	821	802	907	838	nq	nq	nq	nq
Medium Cow	400-520kg	D3	¢/kg lwt	307	315	342	342	365	372	220	nq	nq	342
			¢/kg cwt	628	647	715	711	751	752	489	nq	nq	671

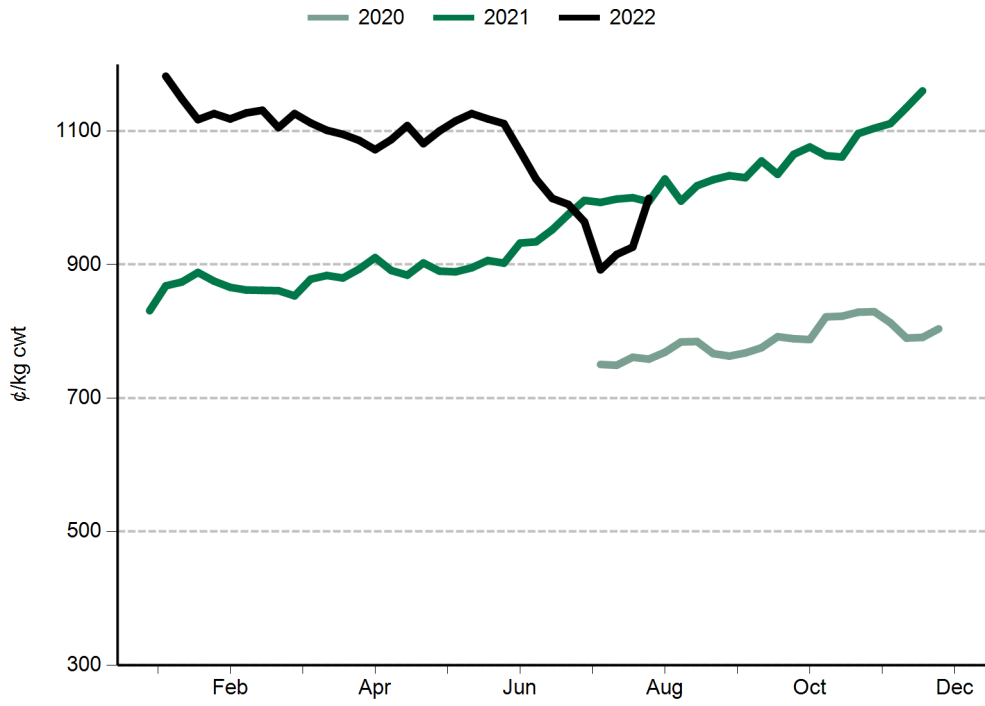
State over-the-hooks indicators				Queensland	NSW	Victoria	SA	Tasmania
Category	Carcase weight	Muscle	Unit	20 Aug 2021	20 Aug 2021	20 Aug 2021	20 Aug 2021	20 Aug 2021
Trade steer	240-260kg	A-C	¢/kg cwt	685	688	751	nq	606
Medium steer	260-280kg	A-C	¢/kg cwt	678	690	742	nq	640
Heavy steer	300-400kg	A-C	¢/kg cwt	689	703	748	nq	640
Medium cow	260-280kg	A-E	¢/kg cwt	609	606	582	640	570
MSA trade steer	240-260kg	A-C	¢/kg cwt	690	756	nq	645	nq

WA saleyard indicators	Unit	16 Aug 2022	17 Aug 2021
WYCI	¢/kg cwt	882	962
Medium Steer	¢/kg lwt	352	392
Medium Cow	¢/kg lwt	249	322

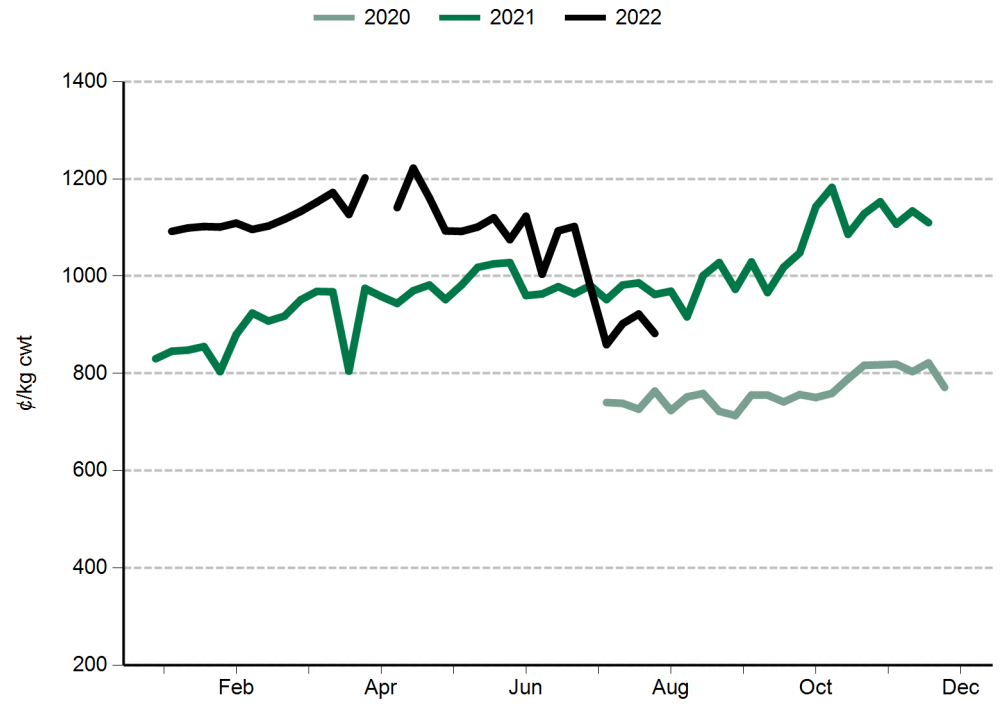
WA over-the-hooks indicators	Unit
Grassfed yearling	¢/kg cwt
Grainfed yearling	¢/kg cwt
MSA yearling	¢/kg cwt

Live Export Price Quotes			Unit	5 Aug 2022	13 Aug 2021
Light Steer	260 - 360 kg	Townsville	¢/kg lwt	nq	nq
	260 - 360 kg	Darwin	¢/kg lwt	420	nq
Light Heifer	260 - 360 kg	Townsville	¢/kg lwt	nq	nq
	260 - 360 kg	Darwin	¢/kg lwt	390	nq

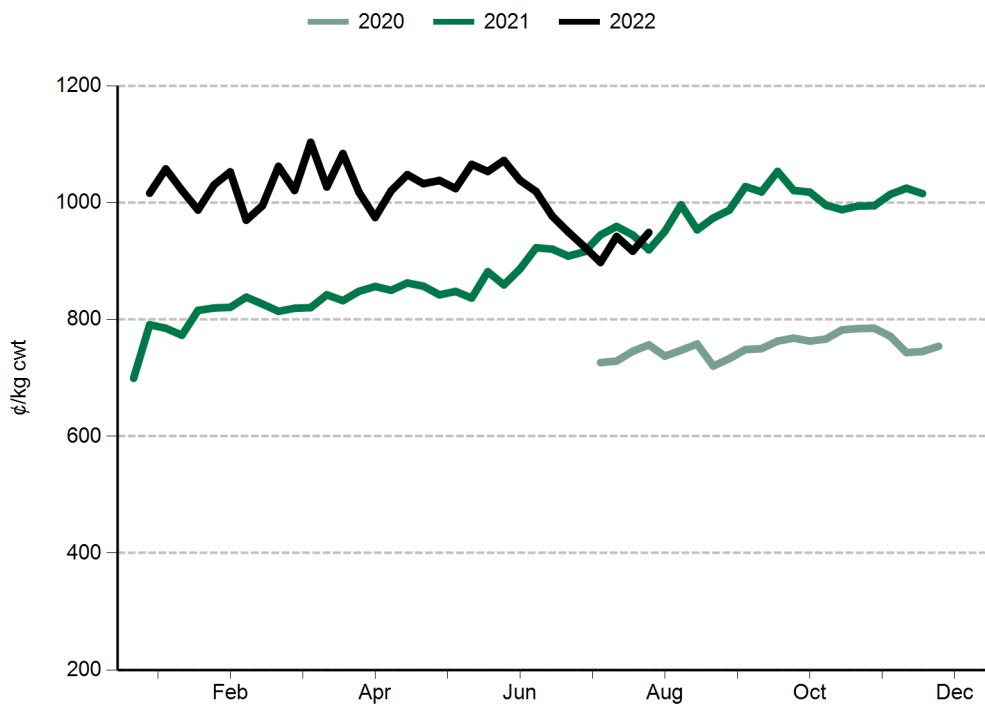
Eastern Young Cattle Indicator (EYCI)



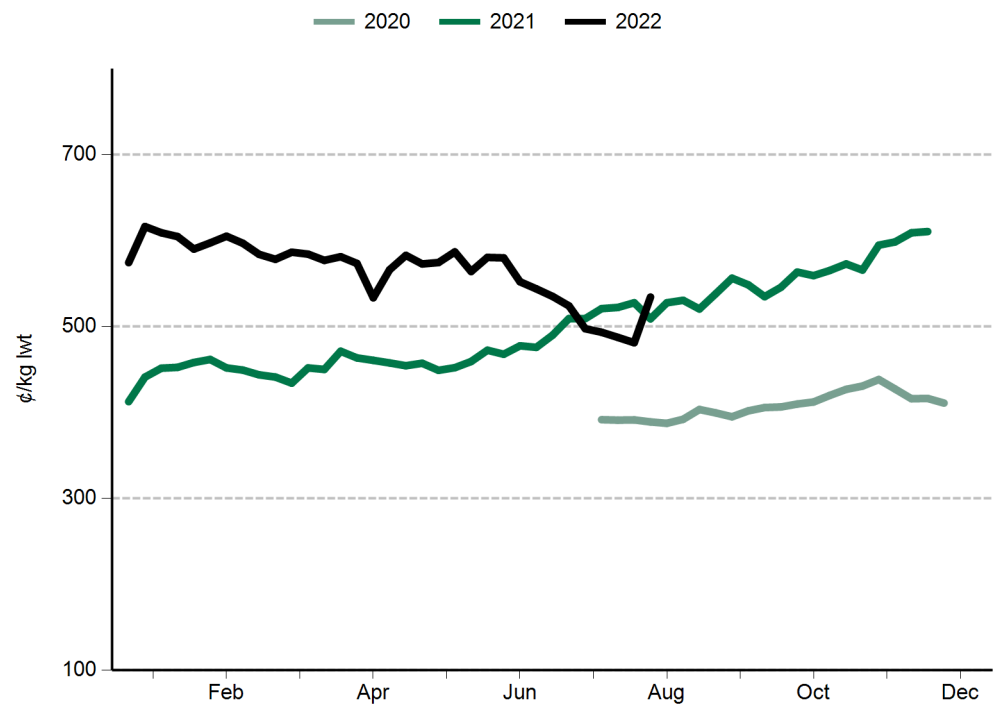
Western Young Cattle Indicator (WYCI)



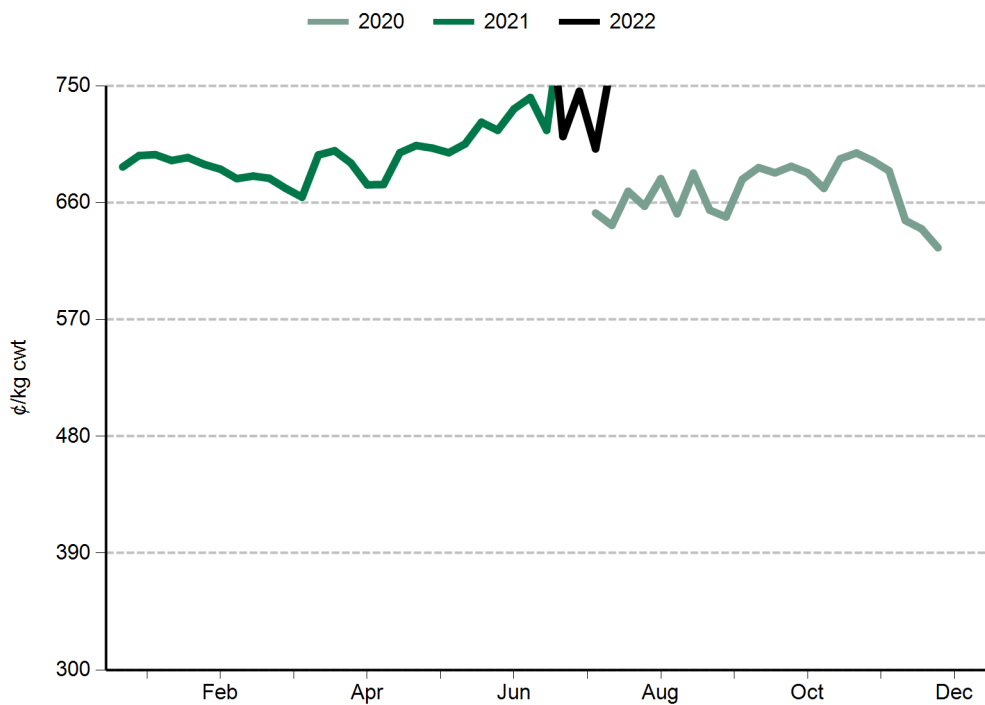
Trade steer



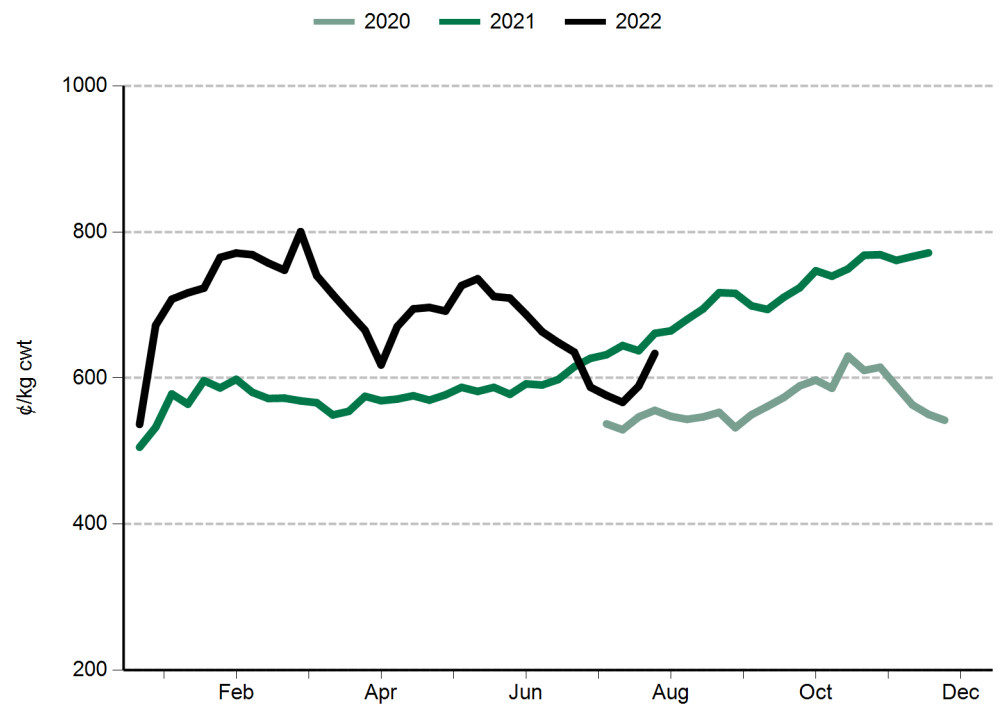
Feeder steer



Heavy steer



Medium cow



Sheep and lamb prices

Eastern States Trade Lamb Indicator (¢/kg cwt)	16 Aug 2022	17 Aug 2021
ESTLI	739	927

National saleyard sheep and lamb indicators (¢/kg cwt)		16 Aug 2022	17 Aug 2021
Merino lamb	16-22kg	650	791
Restocker/feeder lamb	0-18kg	646	922
Light lamb	12-18kg	637	794
Trade lamb	18-22kg	731	914
Heavy lamb	22+kg	739	954
Mutton	18-24kg	537	654

National OTH sheep and lamb indicators (¢/kg cwt)		20 Aug 2021
Medium trade lamb	18-20kg	824
Heavy trade lamb	20-22kg	824
Heavy lamb	22-24kg	823
Mutton	18-24kg	656

State saleyard sheep and lamb indicators (¢/kg cwt)		Victoria		NSW		SA		WA		Tasmania	
		16 Aug 2022	17 Aug 2021	16 Aug 2022	17 Aug 2021	16 Aug 2022	17 Aug 2021	16 Aug 2022	17 Aug 2021	16 Aug 2022	17 Aug 2021
Merino lamb	16-22kg	627	758	667	805	722	768	465	696	nq	nq
Restocker/feeder lamb	0-18kg	507	761	761	1020	740	nq	373	603	436	824
Light lamb	12-18kg	569	808	683	844	627	760	430	699	606	797
Trade lamb	18-22kg	712	888	746	935	731	753	497	714	655	872
Heavy lamb	22+kg	768	922	739	968	729	772	523	766	604	863
Mutton	18-24kg	564	690	538	655	465	612	376	586	nq	715

Over-the-hooks sheep and lamb indicators (¢/kg cwt)		Victoria	NSW	SA	WA	Tasmania
		20 Aug 2021	20 Aug 2021	20 Aug 2021	20 Aug 2021	20 Aug 2021
Medium trade lamb	18-20kg	826	803	860	808	nq
Heavy trade lamb	20-22kg	826	803	860	808	nq
Heavy lamb	22-24kg	820	803	860	808	nq
Mutton	18-24kg	666	672	640	647	nq

Live export price quotes (A\$/head)		17 Aug 2021
Live wether	Muchea	nq

Glossary:

cwt – carcase weight

lwt – live weight

OTH – over-the-hooks. Refers to the marketing of cattle/sheep/lambs directly from the farm to an abattoir where a producer is paid for the value of the carcase based on a sliding grid.

CIF – Cost, insurance, freight. The quoted price for the goods including freight and insurance costs delivered to final destination.

C&F – Cost and freight. Refers to the quoted price for the goods, including freight to the delivery point, but not insurance.

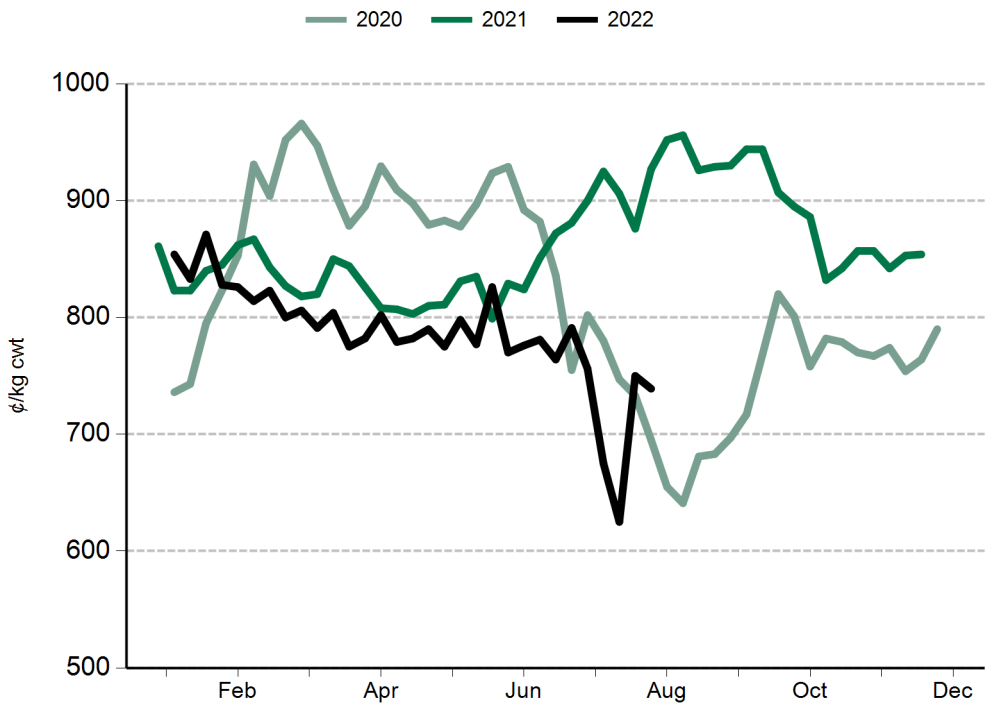
FAS – Free alongside ship. Refers to export price quotes where the seller is obliged to pay warehouse services, packing, inland freight and port charges, but not placement of goods onto the ship. The buyer is obliged to pay overseas freight, charges in foreign port, customs duties, quarantine and delivery to final destination. (See also 'FOB').

EYCI – Eastern Young Cattle Indicator. A seven day rolling average from 24 saleyards across NSW, Victoria and Queensland. It includes vealer and yearling heifers and steers, grade score C2 or C3, with live weight from 200kg.

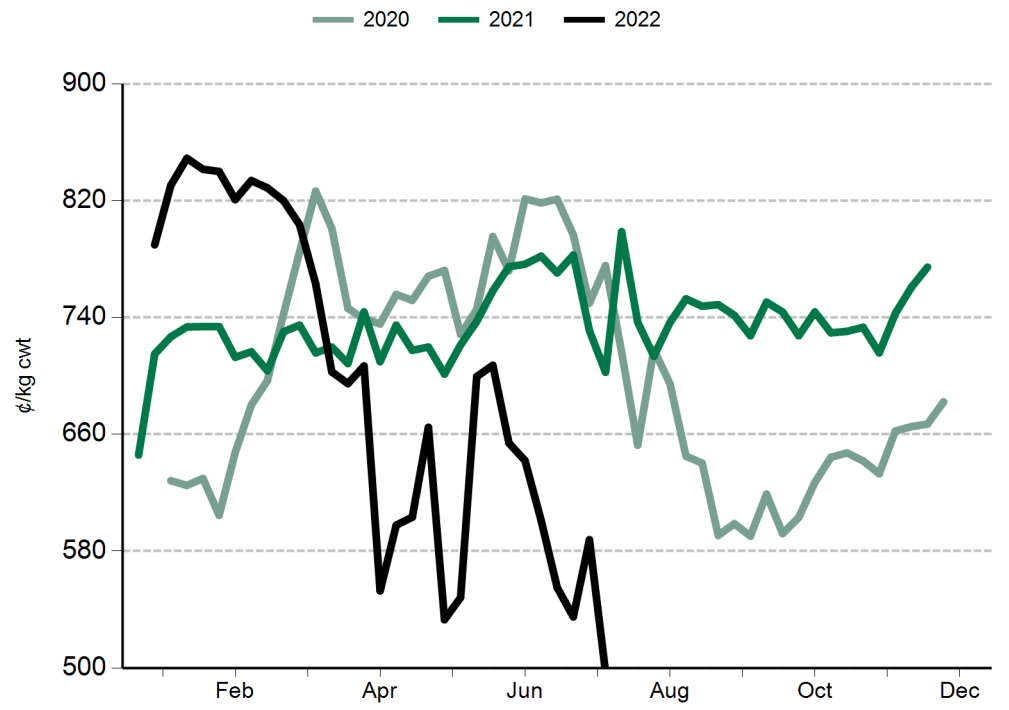
WYCI – Western Young Cattle Indicator. A benchmark of the value of young cattle in WA saleyards. It includes vealer and yearling heifers and steers, grade score C2 or C3, 180kg+ live weight.

All data is collected by MLA's NLRS, unless specified otherwise.

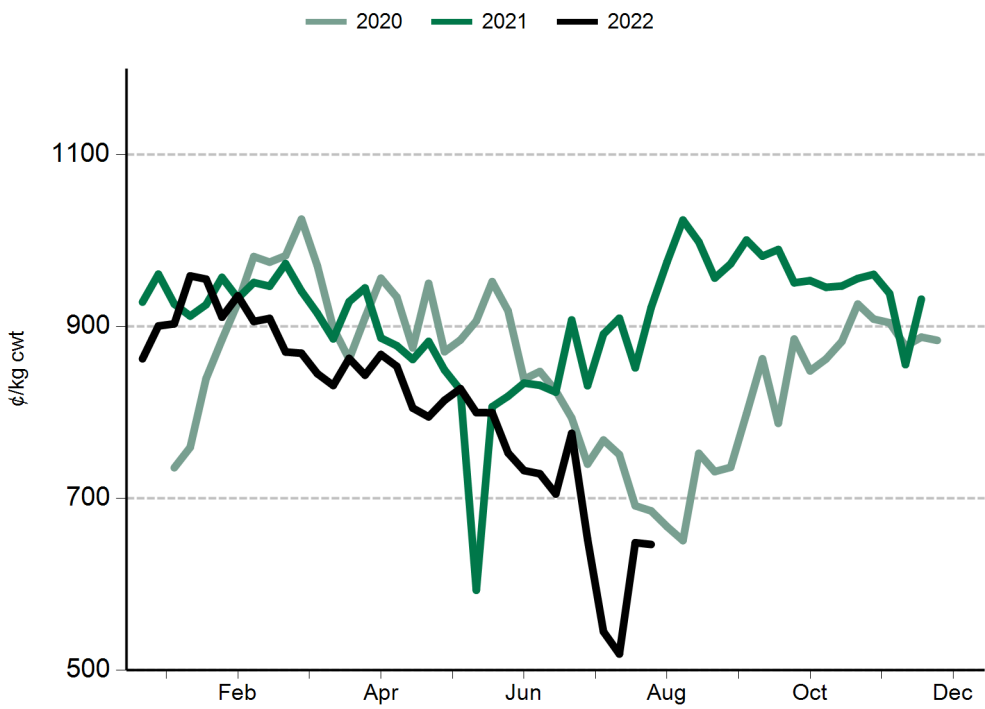
Eastern States Trade Lamb Indicator (ESTLI)



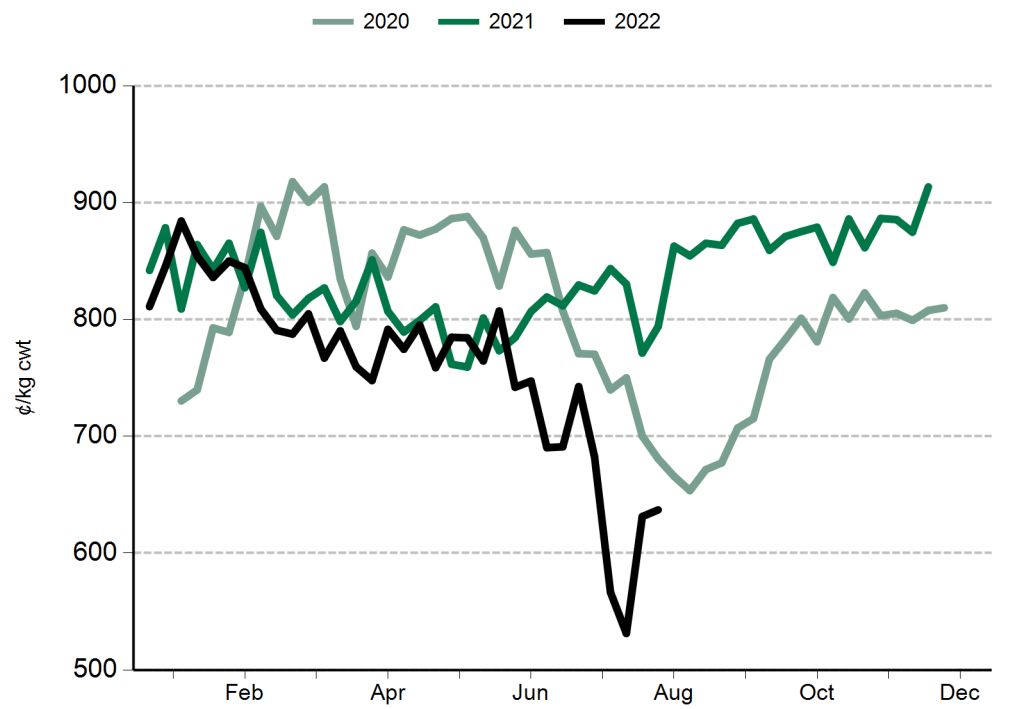
Western Trade Lamb Indicator (WTLI)



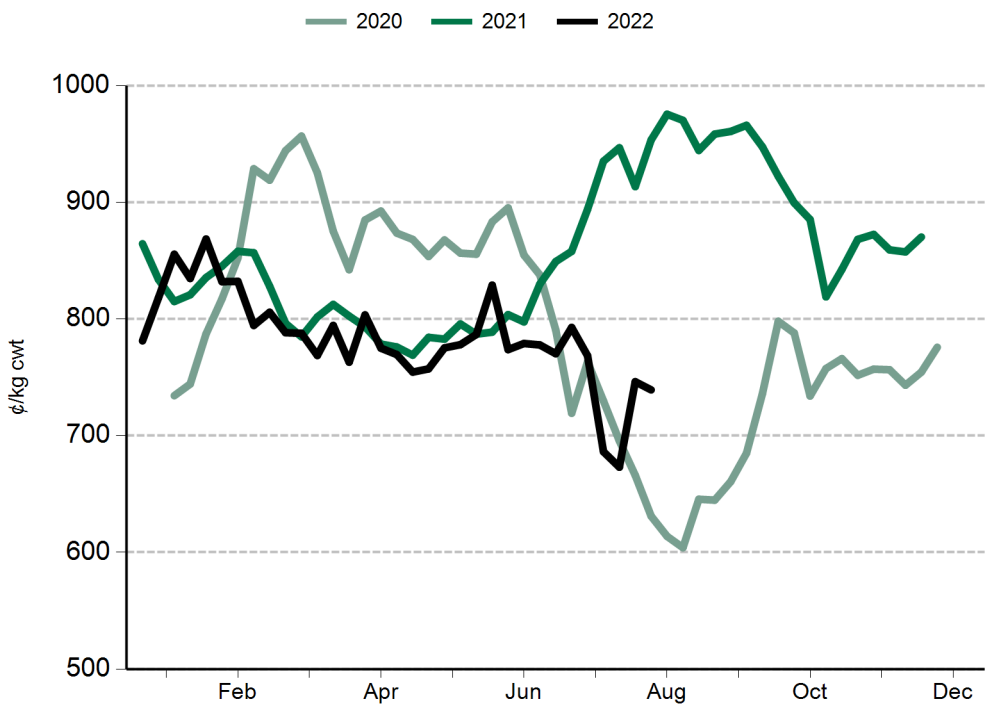
Restocker lamb



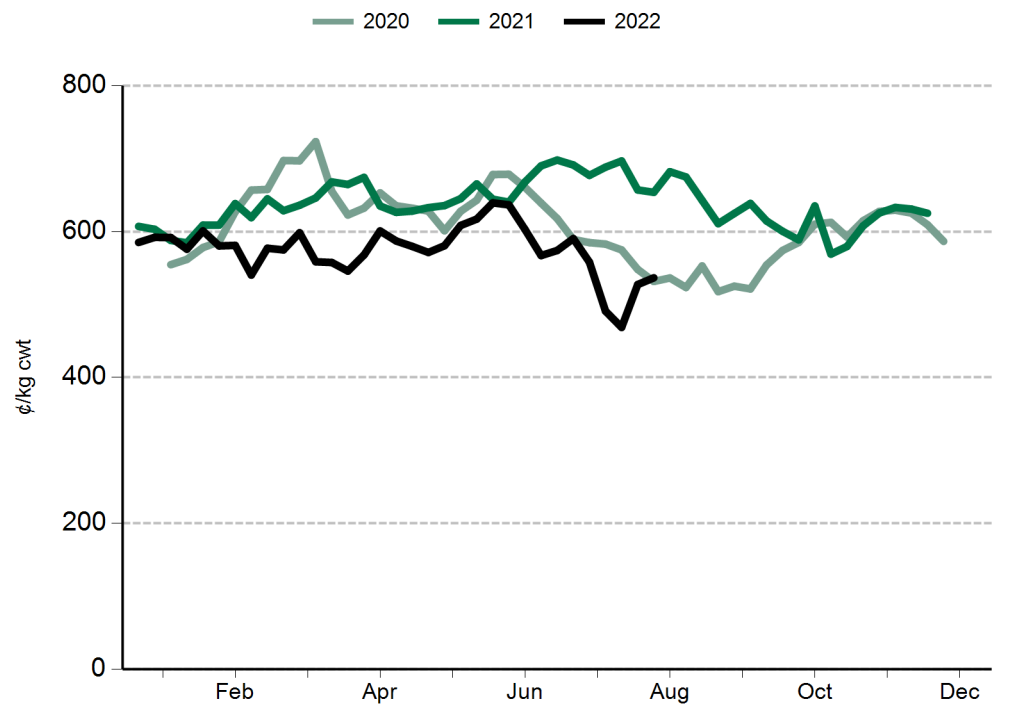
Light lamb



Heavy lamb

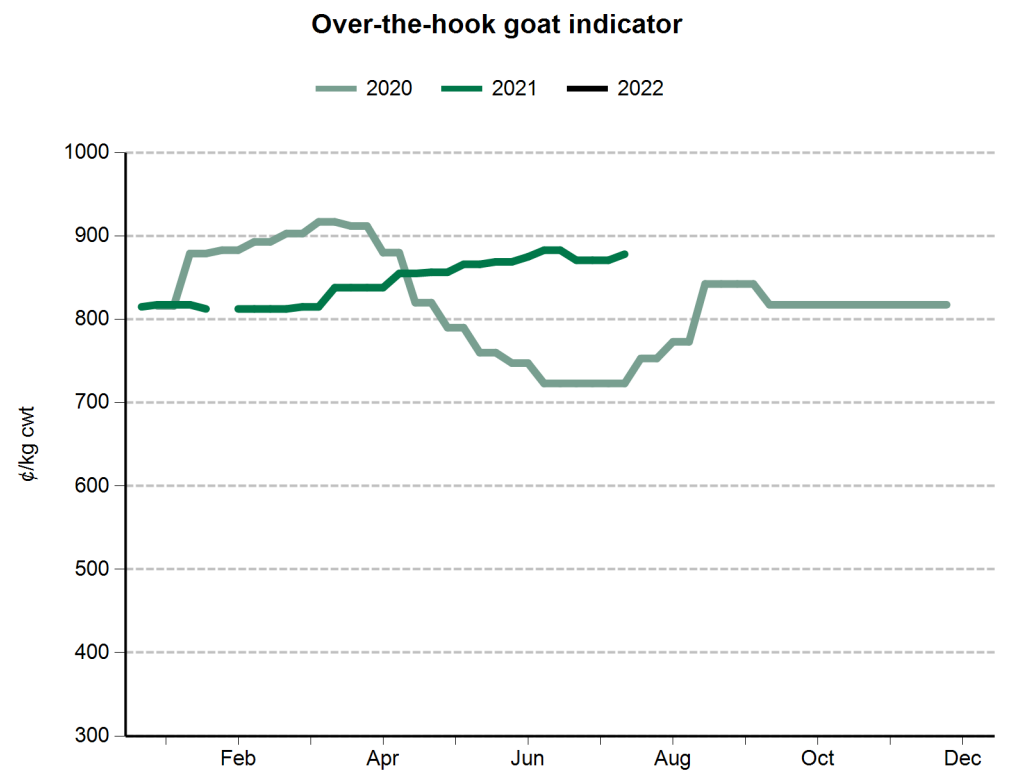


Mutton



General statistics

Over-the-hooks goat indicators (A¢/kg cwt)
8.1-10kg
10.1-12kg
12.1-16kg
16.1-20kg
20.1kg+
Skin indicators - Lambs



Grain prices - Darling Downs (A\$/tonne)	12 Aug 2022	5 Aug 2022	13 Aug 2021
Wheat	385	405	345
Barley	370	382	296
Sorghum	nq	350	290
Grain prices - Riverina (A\$/tonne)			
Wheat	nq	nq	330
Barley	305	310	nq

Source: Profarmer Australia

PLEASE NOTE

MLA no longer reports on fodder prices, tallow prices or the EMI on a weekly basis.

These can be accessed separately through these links:

- [Fodder prices \(Dairy Australia\)](#)
- [Tallow prices \(MLA monthly co-product report\)](#)
- [EMI \(AWEX\)](#)

US imported beef prices (CIF)		5 Aug 2022	13 Aug 2021
Bull 95CL	US¢/lb	273.0	289.5
	A¢/kg	855.3	883.5
Cow 90CL	US¢/lb	257.5	270.5
	A¢/kg	806.7	825.5
CC/CF 85CL	US¢/lb	253.5	247.0
	A¢/kg	794.2	753.8
Shank 90CL	US¢/lb	257.5	274.0
	A¢/kg	806.7	836.2
Trim 85CL	US¢/lb	253.0	246.5
	A¢/kg	792.6	752.3
Trim 80CL	US¢/lb	nq	229.0
	A¢/kg	nq	698.9
Trim 75CL	US¢/lb	nq	175.0
	A¢/kg	nq	534.1
Trim 65CL	US¢/lb	nq	nq
	A¢/kg	nq	nq
Outside flats	US¢/lb	nq	nq
	A¢/kg	nq	nq
Knuckles	US¢/lb	257.5	300.0
	A¢/kg	806.7	915.6
Inside cap off	US¢/lb	322.5	372.5
	A¢/kg	1010.3	1136.8

Source: Steiner Consulting Group

