

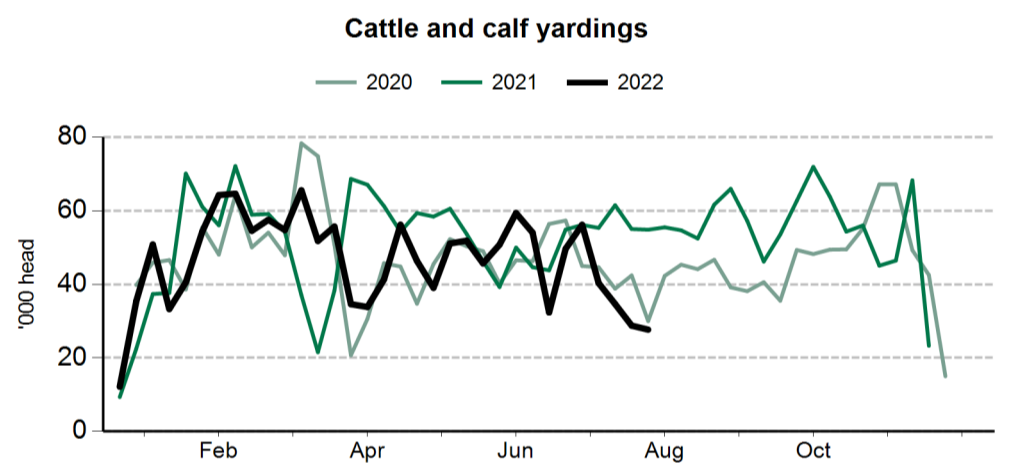
The following weekly statistical summary includes the following information:

- **Livestock movements**.....pages 1-2
 - Cattle yardings
 - Sheep yardings
 - Cattle slaughter
 - Sheep, lamb and goat slaughter
- **Cattle price indicators**.....pages 3-4
 - Saleyard indicators
 - Over-the-hook indicators
 - Live export indicators
- **Sheep and lamb indicators**.....pages 5-6
 - Saleyard indicators
 - Over-the-hook indicators
 - Live export indicators
- **General statistics**.....page 7
 - Over-the-hook goat indicators
 - Skin price indicators
 - Weekly US imported beef indicators

Cattle movements

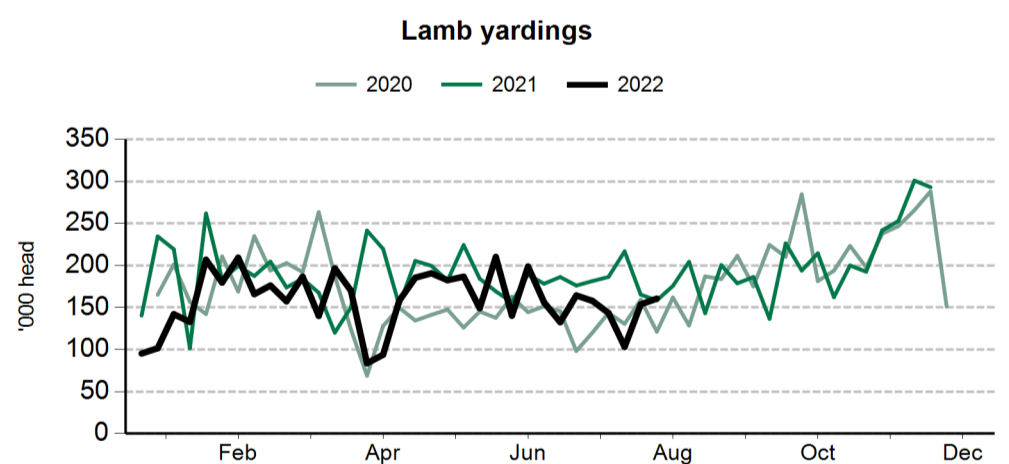
Cattle saleyard throughput		19 Aug 2022	12 Aug 2022	20 Aug 2021
Queensland	Cattle	6,709	11,531	21,036
NSW	Cattle	6,361	6,438	10,543
Victoria	Cattle	3,020	3,327	5,913
SA	Cattle	578	727	1,093
WA	Cattle	671	1,144	2,444
Tasmania	Cattle	22	17	35

Cattle slaughter		20 Aug 2021
Queensland	Cattle	53,351
	Calves	79
NSW	Cattle	26,645
	Calves	19
Victoria	Cattle	11,008
	Calves	3,165
SA	Cattle	2,483
	Calves	8
Tasmania	Cattle	2,229
	Calves	4,837

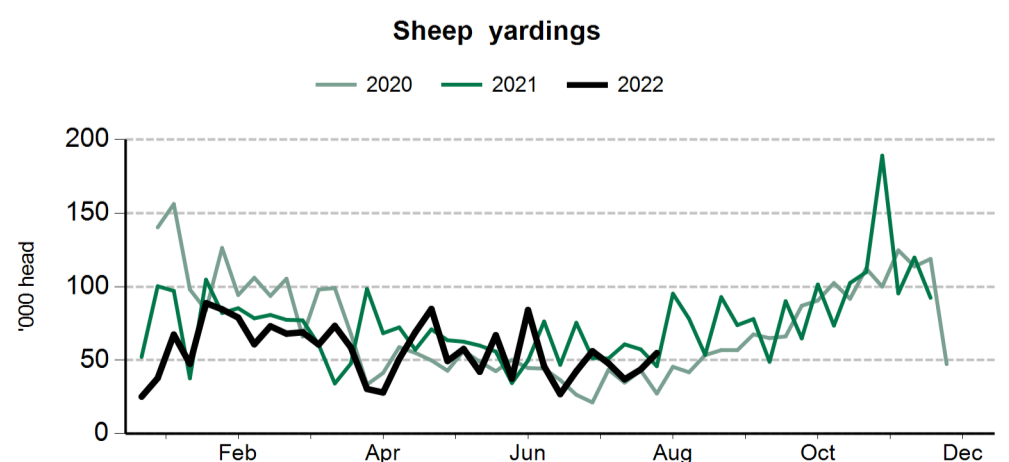


Smallstock movements

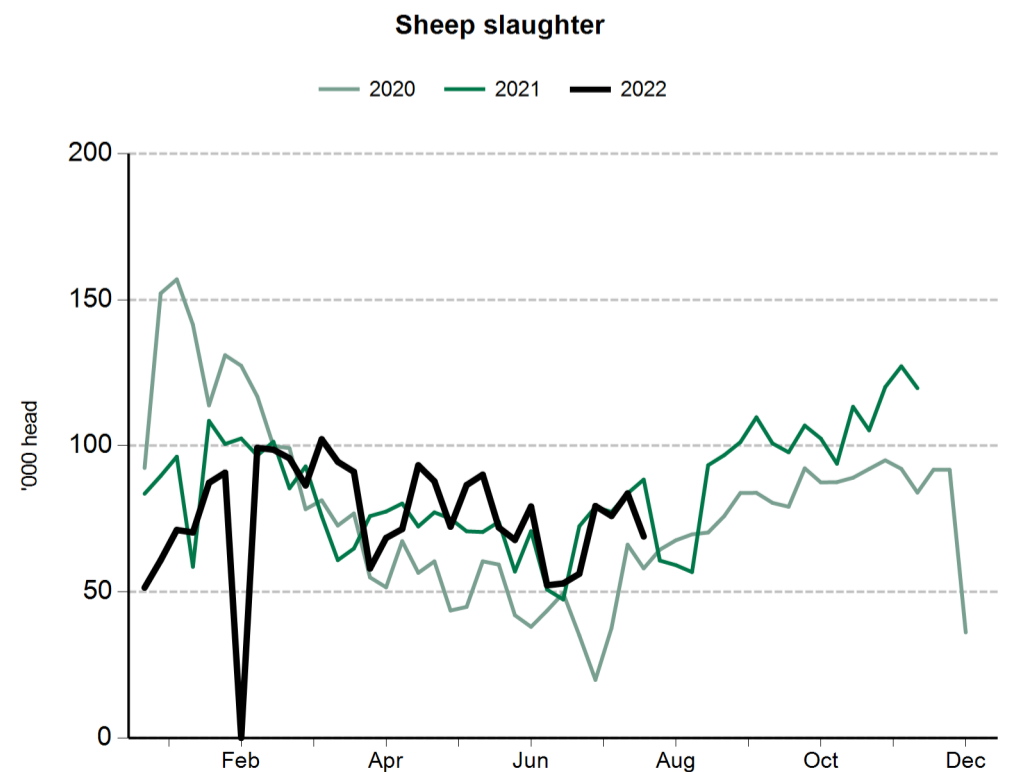
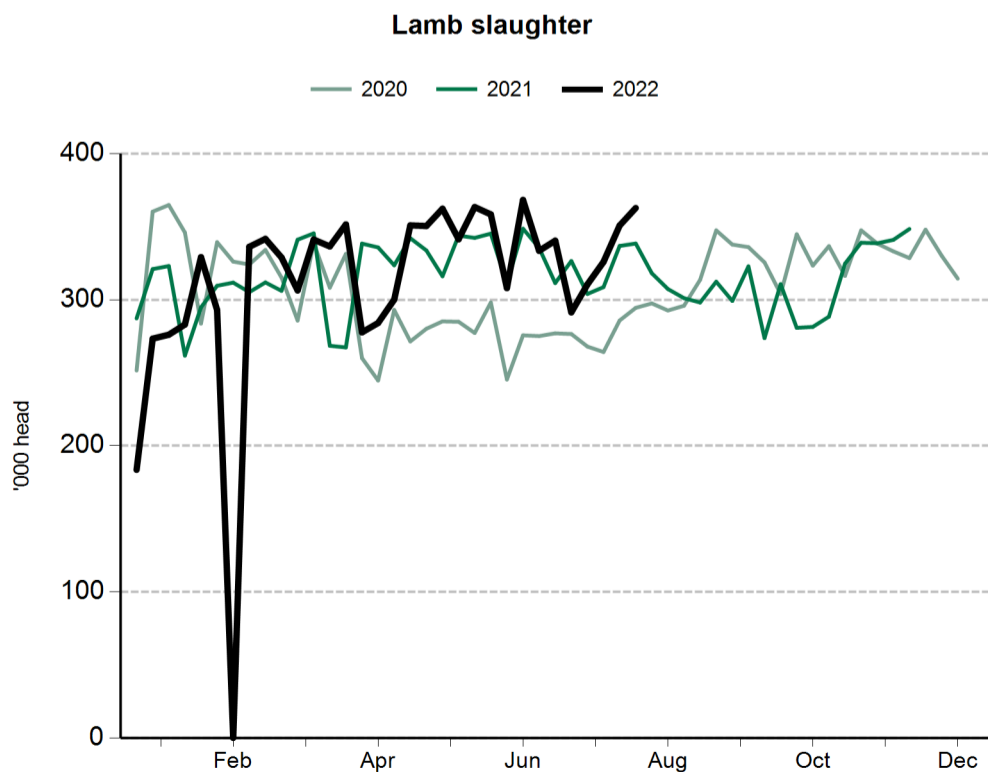
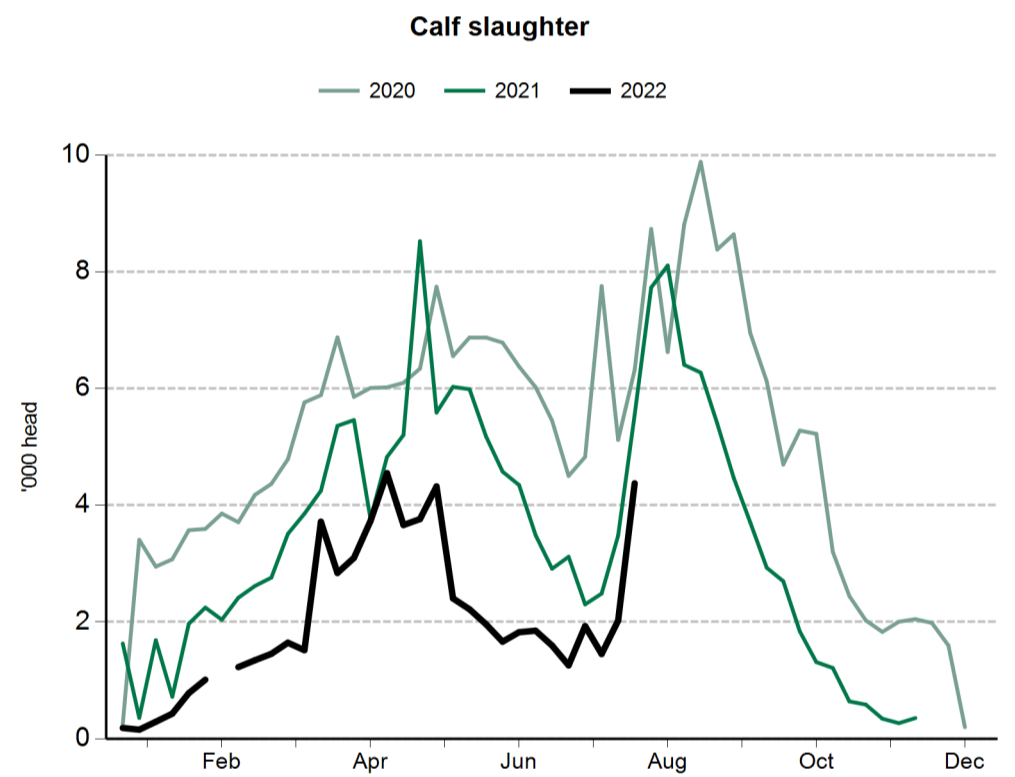
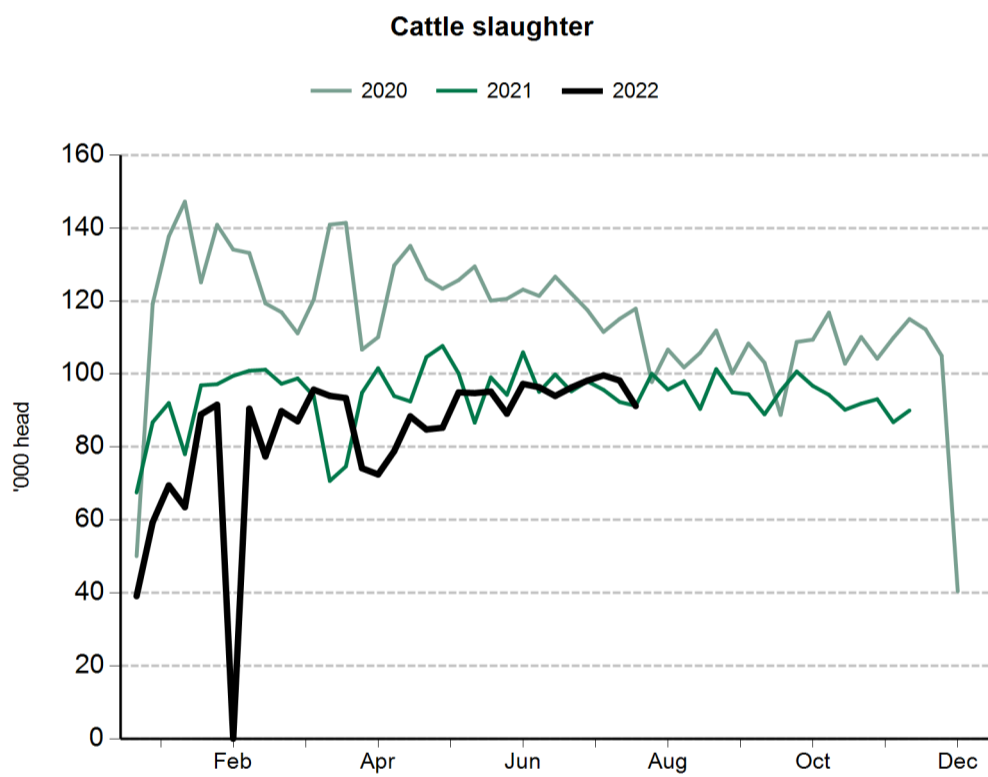
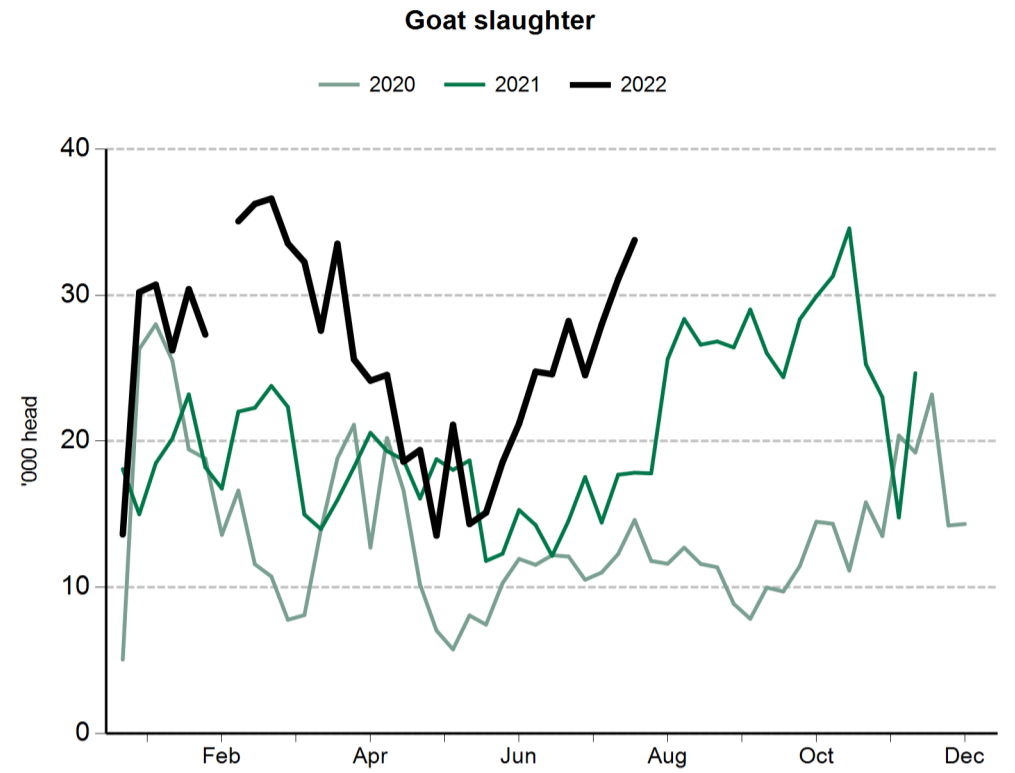
Sheep and lamb saleyard throughput		19 Aug 2022	12 Aug 2022	20 Aug 2021
NSW	Lambs	62,350	122,816	130,659
	Sheep	12,741	34,218	58,270
Victoria	Lambs	20,439	26,521	26,694
	Sheep	5,232	15,120	21,467
SA	Lambs	5,242	5,444	8,843
	Sheep	1,657	3,282	4,075
WA	Lambs	1,843	4,706	8,056
	Sheep	755	1,801	10,646
Tasmania	Lambs	888	314	1,075
	Sheep	192	168	625



Sheep and lamb slaughter		20 Aug 2021
Queensland	Lambs	418
	Sheep	1,729
NSW	Lambs	97,730
	Sheep	29,967
Victoria	Lambs	153,122
	Sheep	23,854
SA	Lambs	51,123
	Sheep	3,126
Tasmania	Lambs	4,895
	Sheep	439



Goat slaughter		20 Aug 2021
Queensland	Goats	9,929
NSW	Goats	3,419
Victoria	Goats	10,576
SA	Goats	1,696
Tasmania	Goats	nq



Cattle prices

National saleyard indicators	Live weight	Muscle/Fat	Unit	23 Aug 2022	24 Aug 2021
Restocker Steer	200-280kg	C2	¢/kg lwt	628	601
Feeder Steer	330-400kg	C2	¢/kg lwt	540	527
Vealer Steer	280-330kg	C2	¢/kg lwt	nq	602
			¢/kg cwt	nq	1159
Trade Steer	330-400kg	C3	¢/kg lwt	nq	518
			¢/kg cwt	nq	951
Medium Steer	400-500kg	C3	¢/kg lwt	366	428
			¢/kg cwt	683	802
Heavy Steer	500-600kg	C4	¢/kg lwt	371	445
			¢/kg cwt	684	807
Medium Cow	400-520kg	D3	¢/kg lwt	337	330
			¢/kg cwt	680	665
Eastern Young Cattle Indicator (EYCI)			¢/kg cwt	1037.00	1028

Eastern states OTH indicators	Carcase weight	Muscle	Unit	27 Aug 2021
Trade steer	240-260kg	A-C	¢/kg cwt	687
Medium steer	260-280kg	A-C	¢/kg cwt	690
Heavy steer	300-400kg	A-C	¢/kg cwt	697
Medium cow	260-280kg	A-E	¢/kg cwt	612
MSA trade steer	240-260kg	A-C	¢/kg cwt	697

Feeder cattle indicators - paddock sales		Unit
Domestic		
Steers 280-350kg		¢/kg lwt
Heifers 280-350kg		¢/kg lwt
Export		
Shortfed 100-120 DOF		¢/kg lwt
Mediumfed 120-220 DOF		¢/kg lwt
Longfed 220+ DOF		¢/kg lwt

State saleyard indicators				Queensland		NSW		Victoria		SA		Tasmania
Category	Live weight	Muscle/Fat	Unit	23 Aug 2022	24 Aug 2021	23 Aug 2022	24 Aug 2021	23 Aug 2022	24 Aug 2021	23 Aug 2022	24 Aug 2021	23 Aug 2022
Restocker Steer	200-280kg	C2	¢/kg lwt	628	601	634	591	660	nq	nq	nq	nq
Feeder Steer	330-400kg	C2	¢/kg lwt	540	519	524	538	511	514	522	494	nq
Vealer Steer	280-330kg	C2	¢/kg lwt	nq	nq	603	613	563	504	602	nq	nq
			¢/kg cwt	nq	nq	1136	1181	1094	948	1115	nq	nq
Trade Steer	330-400kg	C3	¢/kg lwt	nq	nq	532	519	550	495	nq	517	nq
			¢/kg cwt	nq	nq	972	942	1004	934	nq	1026	nq
Medium Steer	400-500kg	C3	¢/kg lwt	366	411	443	460	440	485	nq	502	nq
			¢/kg cwt	683	757	823	862	800	908	nq	985	nq
Heavy Steer	500-600kg	C4	¢/kg lwt	371	417	452	455	494	442	nq	nq	nq
			¢/kg cwt	684	745	830	827	892	822	nq	nq	nq
Medium Cow	400-520kg	D3	¢/kg lwt	337	320	387	369	368	371	nq	nq	nq
			¢/kg cwt	680	648	817	753	730	760	nq	nq	nq

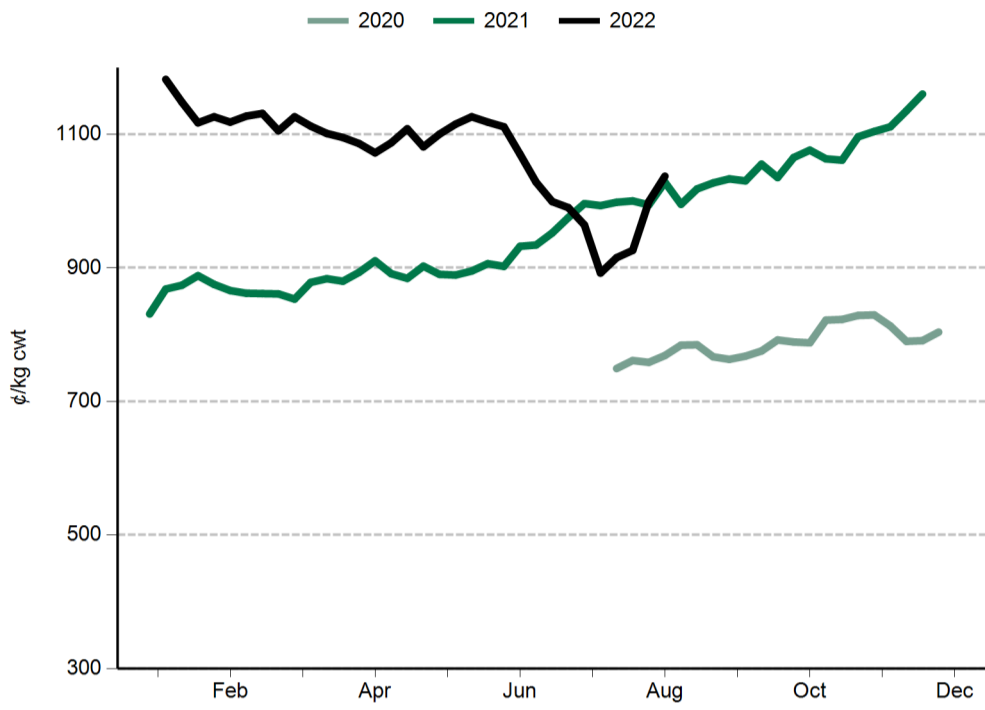
State over-the-hooks indicators				Queensland	NSW	Victoria	SA	Tasmania
Category	Carcase weight	Muscle	Unit	27 Aug 2021	27 Aug 2021	27 Aug 2021	27 Aug 2021	27 Aug 2021
Trade steer	240-260kg	A-C	¢/kg cwt	685	688	751	nq	625
Medium steer	260-280kg	A-C	¢/kg cwt	678	690	742	nq	650
Heavy steer	300-400kg	A-C	¢/kg cwt	689	703	748	nq	650
Medium cow	260-280kg	A-E	¢/kg cwt	609	606	593	662	590
MSA trade steer	240-260kg	A-C	¢/kg cwt	690	756	nq	645	nq

WA saleyard indicators	Unit	23 Aug 2022	24 Aug 2021
WYCI	¢/kg cwt	857	969
Medium Steer	¢/kg lwt	331	356
Medium Cow	¢/kg lwt	296	302

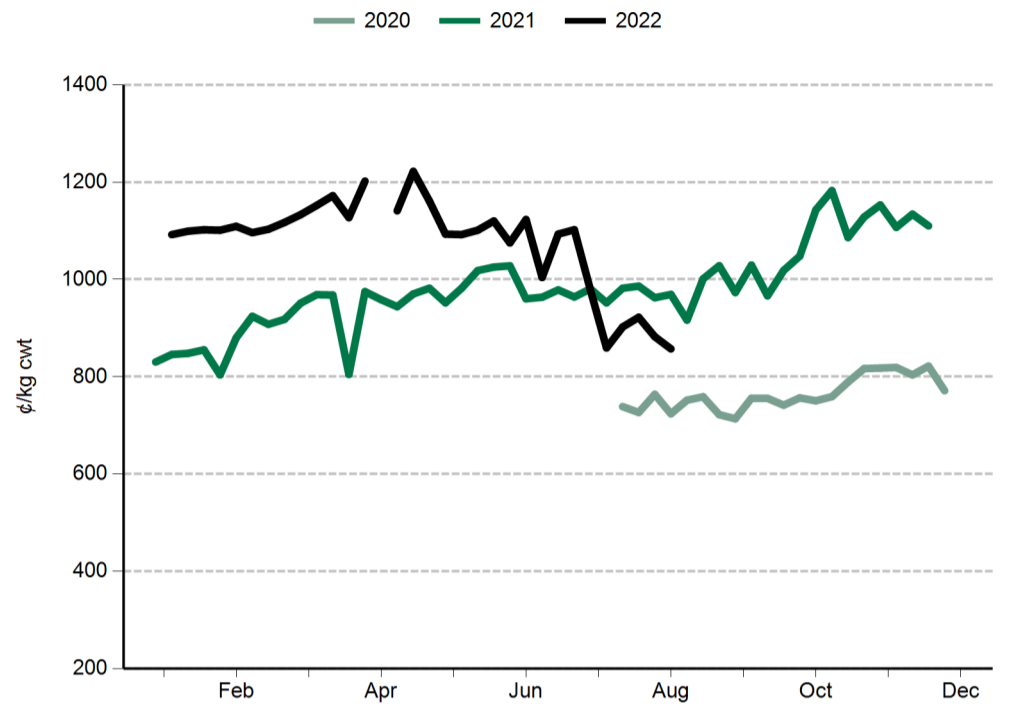
WA over-the-hooks indicators	Unit
Grassfed yearling	¢/kg cwt
Grainfed yearling	¢/kg cwt
MSA yearling	¢/kg cwt

Live Export Price Quotes			Unit	12 Aug 2022	20 Aug 2021
Light Steer	260 - 360 kg	Townsville	¢/kg lwt	nq	nq
	260 - 360 kg	Darwin	¢/kg lwt	420	nq
Light Heifer	260 - 360 kg	Townsville	¢/kg lwt	nq	nq
	260 - 360 kg	Darwin	¢/kg lwt	390	nq

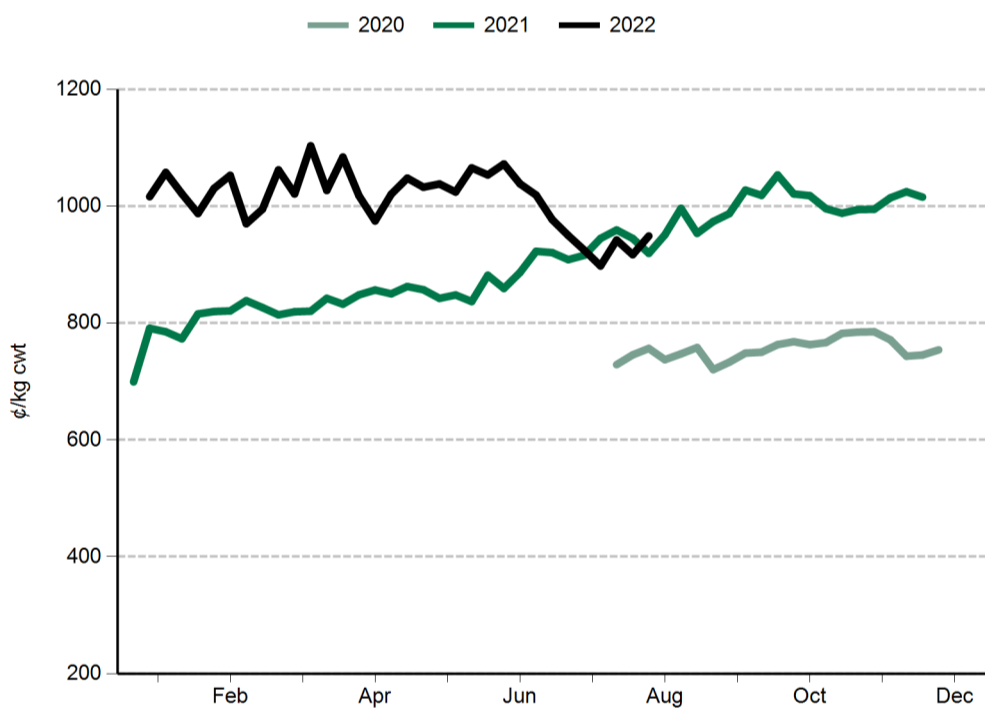
Eastern Young Cattle Indicator (EYCI)



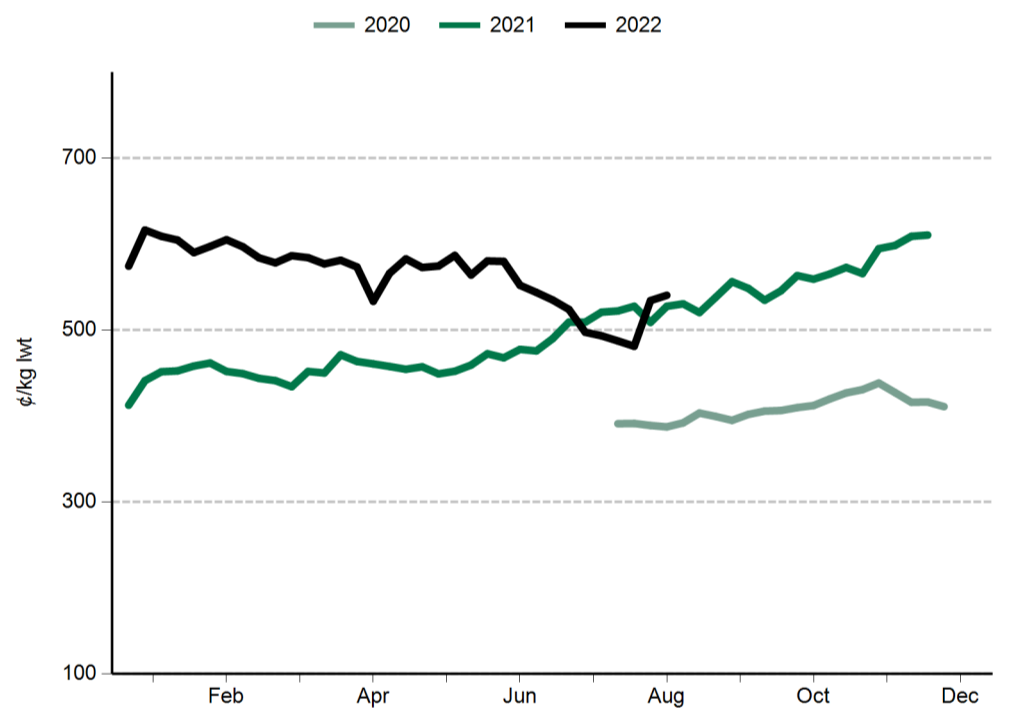
Western Young Cattle Indicator (WYCI)



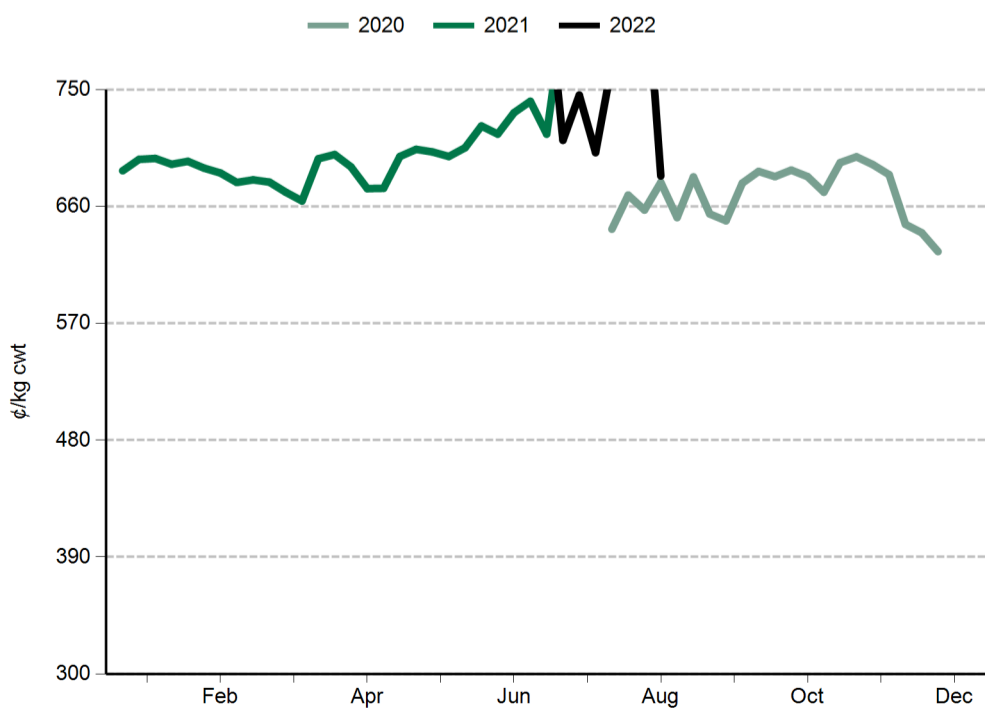
Trade steer



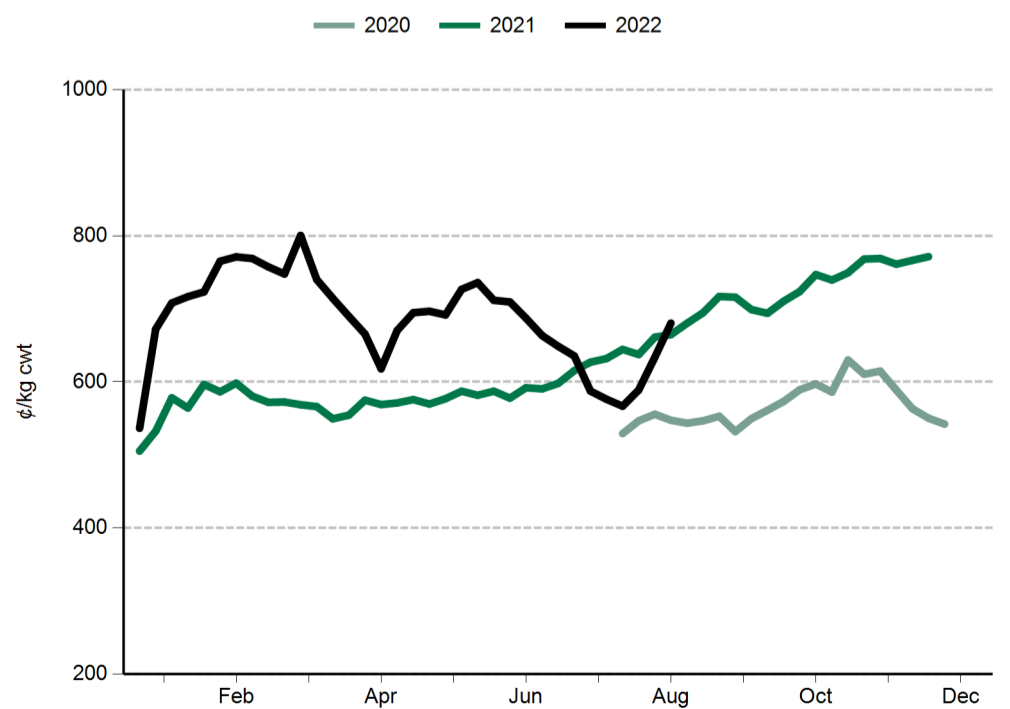
Feeder steer



Heavy steer



Medium cow



Sheep and lamb prices

Eastern States Trade Lamb Indicator (¢/kg cwt)	23 Aug 2022	24 Aug 2021
ESTLI	699	952

National saleyard sheep and lamb indicators (¢/kg cwt)		23 Aug 2022	24 Aug 2021
Merino lamb	16-22kg	561	814
Restocker/feeder lamb	0-18kg	545	975
Light lamb	12-18kg	560	863
Trade lamb	18-22kg	694	940
Heavy lamb	22+kg	710	976
Mutton	18-24kg	457	682

National OTH sheep and lamb indicators (¢/kg cwt)		27 Aug 2021
Medium trade lamb	18-20kg	839
Heavy trade lamb	20-22kg	839
Heavy lamb	22-24kg	836
Mutton	18-24kg	653

State saleyard sheep and lamb indicators (¢/kg cwt)		Victoria		NSW		SA		WA		Tasmania	
		23 Aug 2022	24 Aug 2021	23 Aug 2022	24 Aug 2021	23 Aug 2022	24 Aug 2021	23 Aug 2022	24 Aug 2021	23 Aug 2022	24 Aug 2021
Merino lamb	16-22kg	581	827	562	829	679	846	470	703	nq	nq
Restocker/feeder lamb	0-18kg	543	937	560	995	310	1116	376	684	536	824
Light lamb	12-18kg	534	867	576	890	592	858	436	701	492	nq
Trade lamb	18-22kg	636	936	717	961	687	881	538	737	254	815
Heavy lamb	22+kg	682	994	720	986	694	857	524	755	645	886
Mutton	18-24kg	514	710	442	677	479	706	381	598	nq	672

Over-the-hooks sheep and lamb indicators (¢/kg cwt)		Victoria	NSW	SA	WA	Tasmania
		27 Aug 2021	27 Aug 2021	27 Aug 2021	27 Aug 2021	27 Aug 2021
Medium trade lamb	18-20kg	834	833	880	808	nq
Heavy trade lamb	20-22kg	834	833	880	808	nq
Heavy lamb	22-24kg	823	833	880	808	nq
Mutton	18-24kg	660	672	633	647	nq

Live export price quotes (A\$/head)		24 Aug 2021
Live wether	Muchea	nq

Glossary:

cwt – carcase weight

lwt – live weight

OTH – over-the-hooks. Refers to the marketing of cattle/sheep/lambs directly from the farm to an abattoir where a producer is paid for the value of the carcase based on a sliding grid.

CIF – Cost, insurance, freight. The quoted price for the goods including freight and insurance costs delivered to final destination.

C&F – Cost and freight. Refers to the quoted price for the goods, including freight to the delivery point, but not insurance.

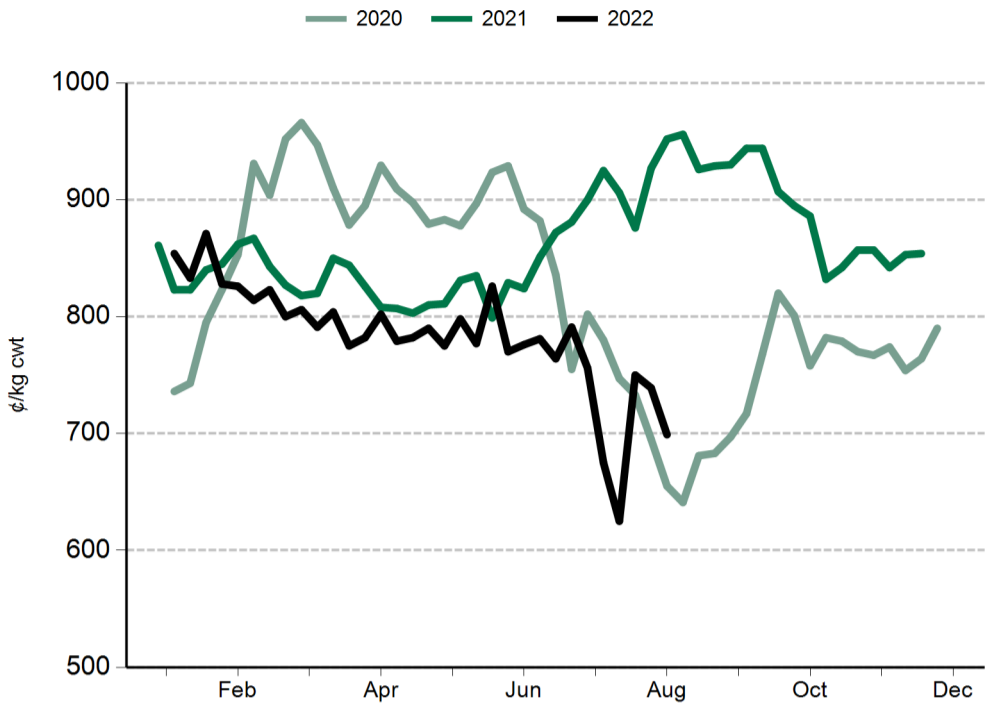
FAS – Free alongside ship. Refers to export price quotes where the seller is obliged to pay warehouse services, packing, inland freight and port charges, but not placement of goods onto the ship. The buyer is obliged to pay overseas freight, charges in foreign port, customs duties, quarantine and delivery to final destination. (See also 'FOB').

EYCI – Eastern Young Cattle Indicator. A seven day rolling average from 24 saleyards across NSW, Victoria and Queensland. It includes vealer and yearling heifers and steers, grade score C2 or C3, with live weight from 200kg.

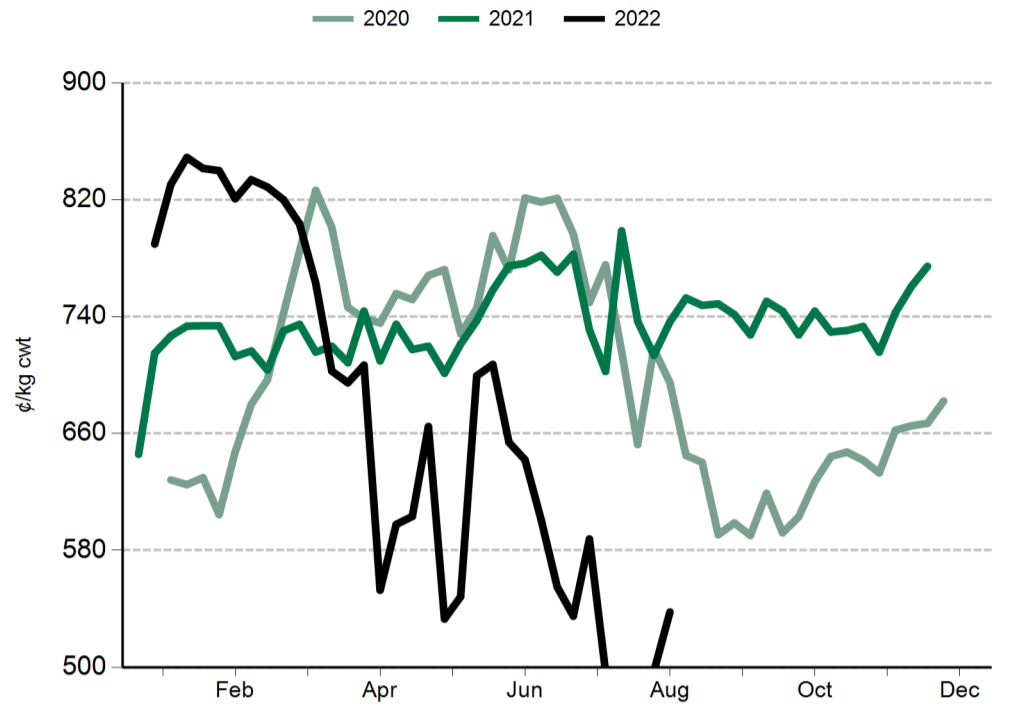
WYCI – Western Young Cattle Indicator. A benchmark of the value of young cattle in WA saleyards. It includes vealer and yearling heifers and steers, grade score C2 or C3, 180kg+ live weight.

All data is collected by MLA's NLRS, unless specified otherwise.

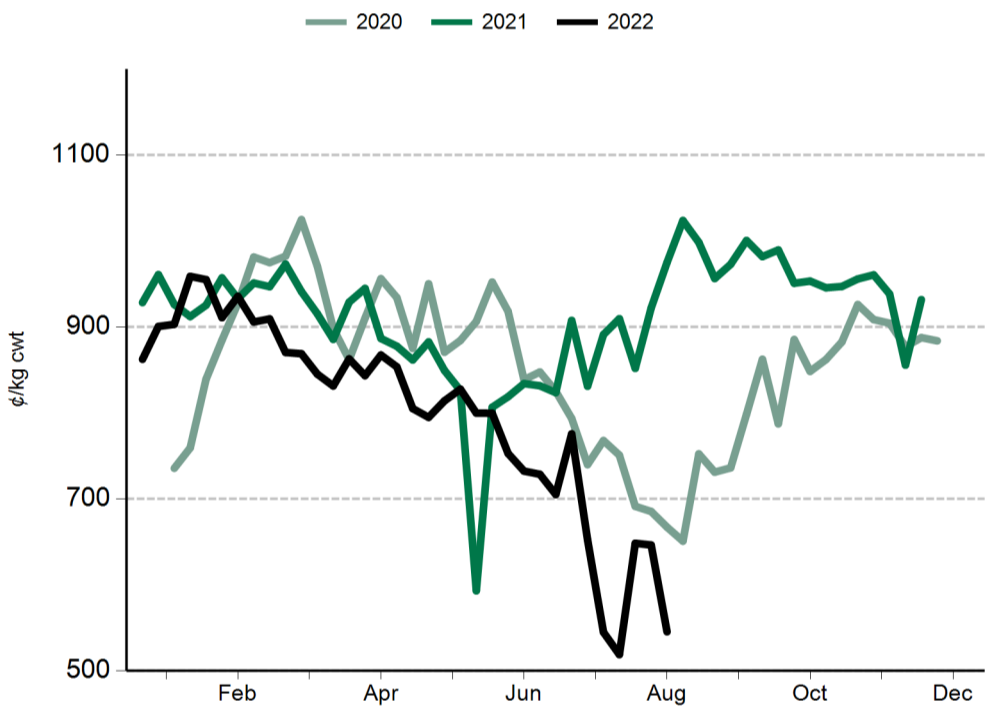
Eastern States Trade Lamb Indicator (ESTLI)



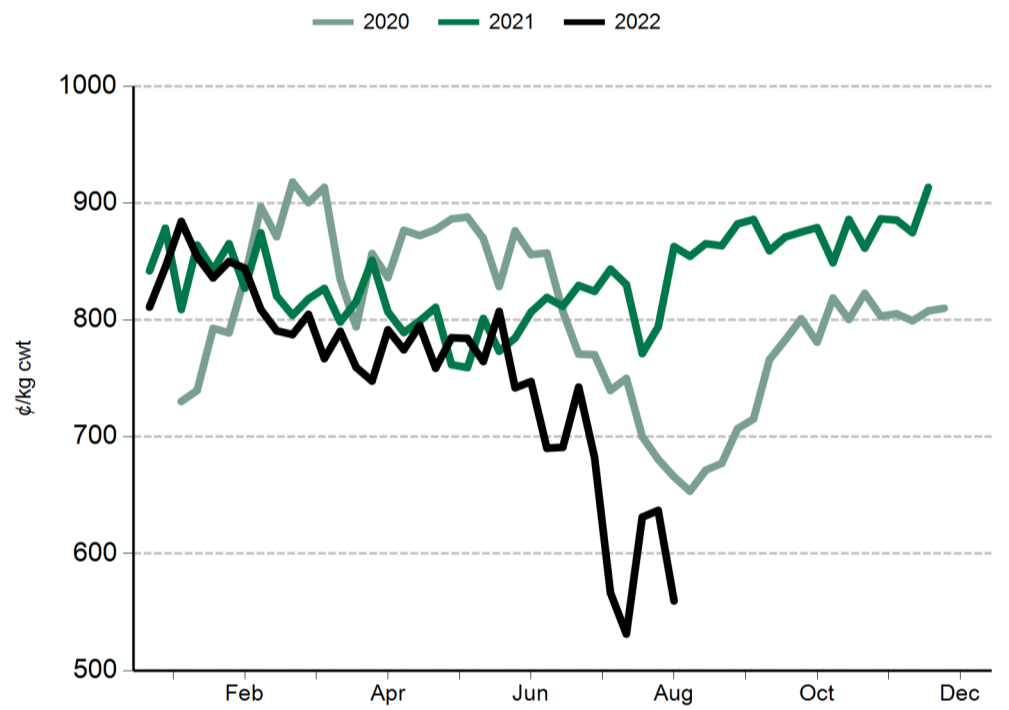
Western Trade Lamb Indicator (WTLI)



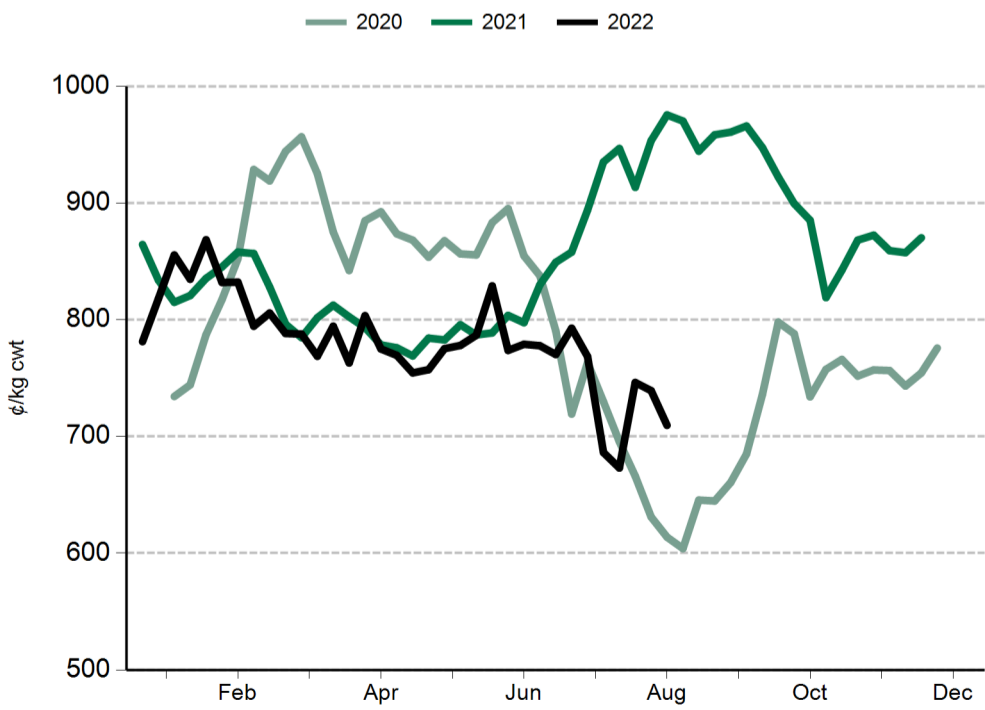
Restocker lamb



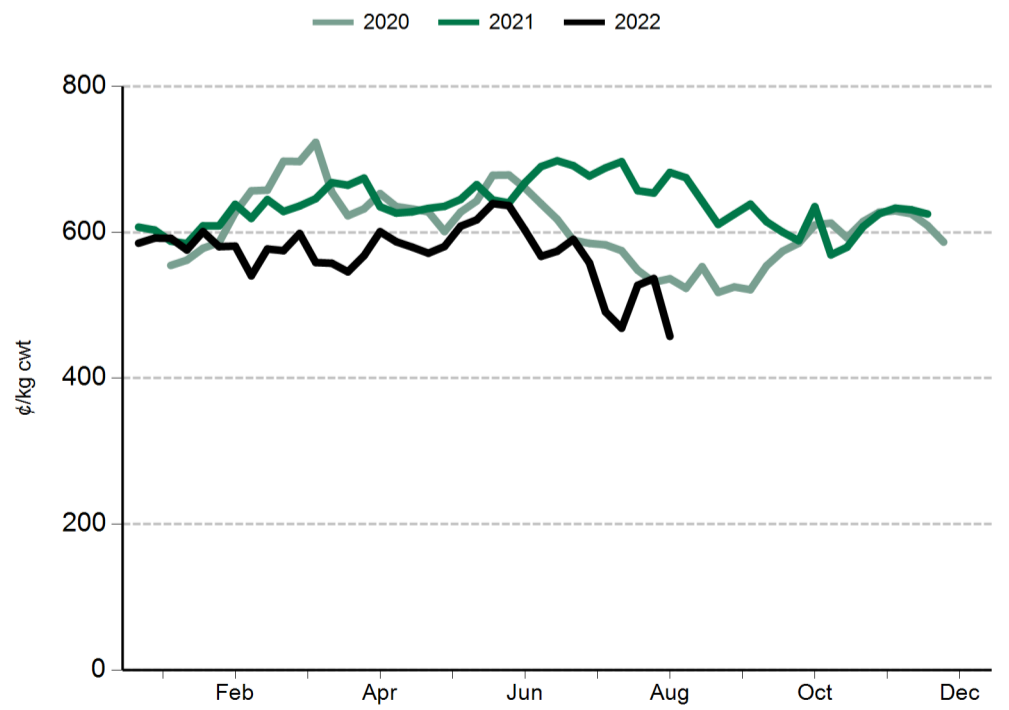
Light lamb



Heavy lamb



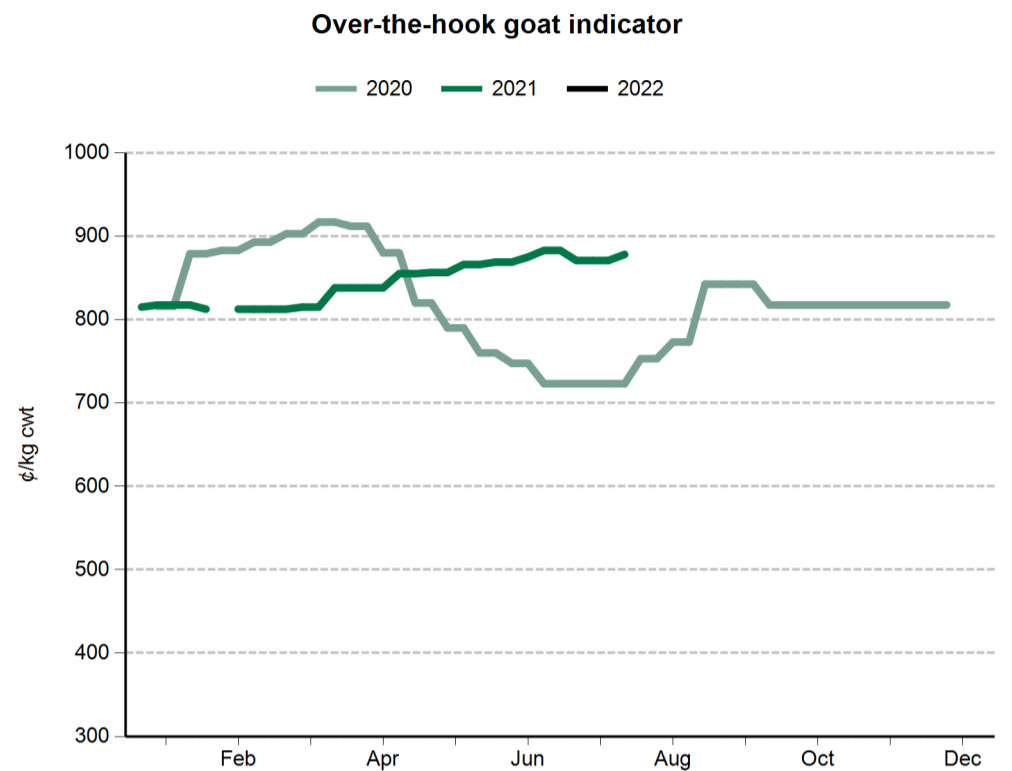
Mutton



General statistics

Over-the-hooks goat indicators (A¢/kg cwt)	27 Aug 2021
8.1-10kg	897
10.1-12kg	895
12.1-16kg	895
16.1-20kg	914
20.1kg+	889

Skin indicators - Lambs



Grain prices - Darling Downs (A\$/tonne)	19 Aug 2022	12 Aug 2022	20 Aug 2021
Wheat	370	385	350
Barley	360	370	296
Sorghum	nq	nq	290
Grain prices - Riverina (A\$/tonne)			
Wheat	nq	nq	345
Barley	290	305	nq

Source: Profarmer Australia

PLEASE NOTE

MLA no longer reports on fodder prices, tallow prices or the EMI on a weekly basis.

These can be accessed separately through these links:

- [Fodder prices \(Dairy Australia\)](#)
- [Tallow prices \(MLA monthly co-product report\)](#)
- [EMI \(AWEX\)](#)

US imported beef prices (CIF)		12 Aug 2022	20 Aug 2021
Bull 95CL	US¢/lb	271.5	290.0
	A¢/kg	859.7	882.3
Cow 90CL	US¢/lb	255.5	271.5
	A¢/kg	809.0	826.0
CC/CF 85CL	US¢/lb	253.0	249.0
	A¢/kg	801.1	757.5
Shank 90CL	US¢/lb	255.0	274.0
	A¢/kg	807.4	833.6
Trim 85CL	US¢/lb	251.5	247.5
	A¢/kg	796.3	753.0
Trim 80CL	US¢/lb	nq	229.0
	A¢/kg	nq	696.7
Trim 75CL	US¢/lb	nq	175.0
	A¢/kg	nq	532.4
Trim 65CL	US¢/lb	nq	nq
	A¢/kg	nq	nq
Outside flats	US¢/lb	nq	nq
	A¢/kg	nq	nq
Knuckles	US¢/lb	277.5	300.0
	A¢/kg	878.7	912.7
Inside cap off	US¢/lb	322.5	372.5
	A¢/kg	1021.2	1133.3

Source: Steiner Consulting Group

